

nitika updated.docx

WORD COUNT

11522

TIME SUBMITTED

30-MAR-2022 04:28PM

PAPER ID

84250576

ABSTRACT

Small, marginal, and large-scale farm production systems are common among farmers. According to popular belief, the upkeep of such farms necessitates the use of a chemical farming method in order to improve quantity and yields. Excessive chemical use is an inorganic food production approach, which has prompted health-conscious individuals to investigate and practice organic farming. The current study focuses on the acceptance and perspective deviations of farmers and consumers from farm level to final product marketing in terms of goals to ensure the future sustainability of their farms, incentive factors to make wise decisions, and personal views of farming preferences. Furthermore, it is critical for farmers to stand independently with self-interest and zeal in order to become "successful farmers" who follow the organic farming pattern, integration, and certification. On the other hand, social, cultural, psychological, economic, and personal variables have a negative impact on the consumer market, and organic food with improved quality and nutrition has seen a favorable trend. However, some shortcomings and impediments to switching to organic farming from conventional kinds of agricultural systems have been found, which farmers typically confront throughout the inter-conversion phase. With the correct solutions, agricultural farming hurdles could be overcome, restoring soil health, food quality, and sustainability. As a result, the current study examines the current state and future prospects of organic farming, underlining the challenges that must be overcome in adopting and investing sustainably. Organic system of farming calls for a sustainable future and Sustainable Development Goals (SDG'S) with ecological benefits and nutritious food. It is also confirmed from the various studies that organic yields can be easily equalized with the chemical produce in terms of productivity and healthy food. It can be further concluded that organic farming is the need of the hour which requires awareness, educational training and scientific Know how so that it reaches farmers with ecologically sound environment and economically sound returns.

Keywords: Organic farming; Perception and Preferences; Motivation attributes; Food Quality and Sustainability; Sustainable Development.

Formatted: Space After: 0 pt

Commented [NT1]: Added lines to the abstract related to conclusion of organic farming as suggested by the reviewer 2 in his 3rd point

Commented [NT2]: Capitalized Perception and Preferences as suggested by the reviewer.

Highlights of the Present Study:

- The Integrated Conceptual Frame structure for decision making by the farmers.
- The Principal Component Analysis comparing chemical and organic system of cultivation
- Interests/benefits and loopholes in undertaking the organic strategies and cultivation patterns
- The active case studies highlighting the “SWOT” analysis for studying the farmer’s behavioral spectrum towards organic farming system.
- The Preferences/perceptions/[Government](#) Policies influencing the behavior of a farmer towards organic farming.

Formatted: Space After: 0 pt

Introduction

The most commonly acknowledged definition of organic farming is: 'organic agriculture provides and promotes holistic management, which further modifies agro-ecosystem, microclimatic conditions, preserve biodiversity, nutrient cycles, and biological activities related to soil. Furthermore, it emphasizes on the use of ecofriendly strategies which utilizes the use of on and off-farm inputs, agronomic, biological and mechanical methods, thus excluding the vast burdens of chemical fertilizers and pesticides (FAO 1999; Reddy 2010). Organic farming has grown adequately in the mid-nineteen centuries with its importance and affects globally (Lockeretz, 2007). The era of 1930s and 40s has been attributed to the origin of organic farming which was started by prominent scientists, namely Balfour, Hans Mueller, Rodale and Fukuoka in Switzerland, United States and Japan respectively. The popularity of organic foods flourished in the 1970s emphasizing the first certification procedures and standards related to natural, which was formulated in Europe and the United States. Furthermore, the progressive certification process, the count of the certifiers has reached to a total of 283 bodies functioning globally in 170 countries actively (Ragnold *et al.* 2016). Northbourne (1940) has given the term organic farming in respect of farming in his book "Look to the Land". This concept is not only based on organic inputs but also gives the idea of managing a farm as an integrated system (Slathia *et al.* 2013). Rapid growth in the organic sector has expanded far beyond increasing the demand for organic markets. The biological cultivation system is often advertised based on the multiple advantageous impacts; it is renowned for providing: nutritious food, an enhanced farming environment and, increasingly providing benefits both to the rural, as well as urban sectors. In terms of health benefits concerning some evidence "organic diet is beneficial in reducing the amount of toxic chemical ingestion, decrease the number of food additives and coloring, avoids GMOs" also it enhances the number of antioxidants, vitamins and healthy fatty acids (Thatcher 2008). Despite hindered growth of the world economy, the overall organic enterprise and market revenue are continually and progressively elevating. Even though the biological model of farming is gaining attention and becoming popular worldwide, the highest demand for organic food emerges from Oceania (45%) and Europe (25%).

Approximately 96% of global organic markets comprise these two continents. The accelerated growth demand drives to extremely targeted, large production, and promotes the supply more significant than the actual application. As a known fact, the excessive number of organic products already exists in European and [Oceania](#) markets, and the correlation between supply and demand will be disturbed in the long run (Peng 2019). [This](#) review emphasizes the views of the farmers regarding organic farming. It is essential to perceive how farmers consider alternative means, to apprehend their terms of a reference system and further focuses on the following problems and finally their solutions related to diversions witnessed in terms of farmers behavior towards accepting and neglecting organic system of farming.

This review [highlights](#) the sustainability of the farming system along with the respective judiciously choice for better development in agriculture system.

This review article will show a way forward direction to researcher and policymakers for better understanding to establish a program and create a strategy for extending the process of organic farming in India, especially to emphasizing the small landholders (Panneerselvam *et al.* 2011) to empowerment the agriculture farming system.

2. Context Literature

2.1 Advantages Related to the Eco-friendly Organic Strategies

2.2.1 Benefits Related to Human Health

The most significant nutritional value analysis ever conducted in Europe (2007), [highlighted](#) the importance of organic milk that presented higher levels of nutrients and vitamin E (60-80%) in comparative analysis with the traditional milk [of](#) [68](#) % higher total Omega-3 fatty [acid](#) has been reported in organic milk as compared to the non-organic one. Similarly, organic cabbage and spinach have more [essential](#) minerals than [the](#) conventional [one](#). Furthermore, a recent study from America has shown that organic production increases the levels of antioxidants by 30% and in some cases, by up to 50% by an average which clearly indicates the ability of these organic products for management of high

blood pressure problems, thus minimizing serious threats like cardiac stroke (Panneerselvam *et al.* 2011).

2.2.2 Benefits About Ecology and Environment

Organic farming helps the battle against global warming through the capture and absorption of atmospheric CO₂ into soils-whereas traditional farming accelerates the effects produced by greenhouse gases by creating a net carbon emission into the atmosphere. In addition, Organic soils rich in organic matter are known to extract and utilize better carbon than the agricultural soils, which are maintained conventionally. Furthermore, ²³ one of the main benefits of organic food production is that farmers can reduce greenhouse gases, including methane and nitrous oxides, that farms release to the natural atmosphere (Muscanescu 2013, Jonsdottir 2011).

2.2.3 Organic Bio-Fertilizers that could Replace the Chemical Fertilizers in Organic Farming

Bio-fertilizers increases soil fertility by making use of different microbes. These are organic constituents which are recognized as inputs which poses no harm and assist in safeguard of soil texture and increases crop quality. These bio-fertilizers help in adding nutritional value via methods of fixation of nitrogen, phosphorus mixing as well as development promoting substance production to stimulate better growth of plants. These natural substances are accountable for nonstop nutrient availability and environment friendly. There are two major groups of microbes which can be used as microbial inoculants, (The symbiotic organization like *Rhizobium* spp., *Azolla* spp. & *Frankia* spp. as well as non-symbiotic organization like *Azotobacter* spp., blue green algae & *Azospirillum* spp.). Therefore bio-fertilizers comprise, nitrogen fixing bacteria in symbiotic conditions (*Rhizobium* spp.), free nitrogen fixing bacteria in asymbiotic conditions (*Azotobacter* spp.), biofertilizers comprising algae (BGA combining *Azolla*), PSB (Phosphate Solubilizing Bacteria) and mycorrhizae. ¹¹ In non-legume crop types like sugar beet and conifer species, N₂-fixing *Paenibacillus* species in association with rhizosphere have been used increasingly (Bent *et al.*, 2002). Mycorrhizae and its synergistic interaction (AMF

(Arbuscular Mycorrhizal Fungi) and PSMs (Phosphate Solubilizing Micro-organisms) are few microbe-interaction involved in phosphorus acquisition functions as a bio-ameliorators and potentially enhancing the rhizospheric soil features significantly under both standard and stressed environments (Rabie and Almadini, 2005; Singh *et al.*, 2011). The two greatly significant non-symbiotic nitrogen fixing bacteria are *Azotobacter* and *Azospirillum* in non-leguminous crops. In addition to their part in fixing of nitrogen, *Azotobacter* is capable of synthesizing and secreting significant quantities of biologically important constituents such as vitamins like Riboflavin & Thiamine (Revillas *et al.*, 2000), nicotinic acid, pantothenic acid, biotin, heteroxins, gibberellins, ammonia discharge into the rhizosphere in presence of root exudates, which modifies the uptake of nutrients by the crops.

2.2.A Biological control as a natural weapon for disease control in organic farming

Strategies of natural bio-control which uses agents of biological nature for the eradication of pest are commonly characterised as biological control strategies. Normally, this term denotes to the method of nurturing and liberating usual foes: parasitoids, predators and pathogens. Bio-control agents comprise a varied assortment of different forms of life, together with vertebrates, invertebrates, fungi and other different microorganisms. These valuable classes are shared in several natural groups and even if their existence is frequently overlooked, they aid to uphold the 'Natural Balance' by regulation of their host density or population of prey. Species of insects frequently convert to pests whenever the natural equilibrium is disordered by natural actions or human interference (Muscanescu 2013), (Peigne *et al.* 2015).

2.2 A Differential Spectrum of Organic and Conventional Farming

In recent decades, organic agriculture has led to controversy, primarily because it offers an opportunity to highlight the darker side of conventional chemical-intensive farming. There is now strong evidence that organic agriculture is more eco-friendly: Organic production has more benefits as a result of improved soil health (Han *et al.* 2016; Naguib 2011), and fertility, organic matter and carbon content and biological activities; decreased frequency of soil erosion; reduced nutrient and pesticides pollution

and improved biodiversity for plants and animals. The significant difference between organic and inorganic farming is the organic agricultural goods which are flavourful, nutritious and chemicals-free while inorganic food products are less nutritious, and can contain chemicals, toxic pesticide residues (Thippeswamy 2013; Muscanescu 2013).

2.3 Barriers to Organic Farming: Dual Perspective of a Single Coin

2.3.1 Differential Opinion of Farmers Towards Organic Farming System

The organic cultivation system is an amalgamated holistic approach which depends on active agro-ecosystem management having a food system which may be certified or noncertified. The studies conducted globally report that the factors like economic benefits, reduced input costs, premium price policies for the harvested produce, along with the non-economic factors like increased soil fertility, ecological protection factors, food security and quality and impacts on human health influenced the (Table 1) farmers to accept organic farming for a safe and economical alternative (Panneerselvam *et al.* 2011). On the other hand, buyers are immensely searching for products with the least chemicals, environment-friendly, foods rich in vitamins and minerals. The uprising economic emancipation with an increase in India's population is presently facing severe compression with resources available in India. Thus, the high tension of meeting food demand with confined agricultural cultivable land and products with toxin-free have gained importance in a country like ours to consider options such as conventional farming, the best farming approach encouraged by governments and agribusiness groups around the globe, an integrated production management method which is to support the environment, wellness and renewability (Maji *et al.* 2017).

3. Material and Methodology

3.1 Case Studies: Farmer's Perception of Organic Farming

3.1.1 Case 1: Tamil Nadu

The following study was recently conducted in three districts of Tamil Nadu, where 20 certified organic farmers were picked from each district, emphasizing their perception of organic practices (Table 2)

Scenario 1: Presents that 50.55% of farmers certified under organic farming had a high level of perception of environment-friendly practices. Followed by low (26.11%) and medium of (23.34%). The reason may be since most of them had the right level of educational status with an average level of constant direction.

Scenario 2: Depicts that 53.33% of organic farmers had a medium level of view on the utilization of organic manures with a high (31.67%) and low (15.00%) extent of perception on uses of organic manures.

Scenario 3: Shows that (59.44%) a high number of organic farmers had an average amount of perception of organic farming leading to profits, with a high (23.89%) and low (16.67%) grade of perception in organic farming amounting to profits (Philip and Sivaraj 2018) (Fig 1).

3.1.2 Case 2: Uttarakhand

Uttarakhand, one of India's leading organic farming states, has predominance, along with relatively unpolluted habitats, of mostly conventional integral crop-livestock agriculture closed to the organic system. Agriculture is a small spatial land use but is the determination of local livings in Uttarakhand, the Himalayan state. It also predominates primarily conventional integrated crop animal husbandry (Subrahmanyeswari and Chander 2013), along with minor and low yield farmers depending on the rainfall. The research was undertaken among the 240 farmers from eight blocks of four districts, presently involved in Organic farming in the hilly state of Uttarakhand. Organic farming prospects in Uttarakhand were visualized by factors below four dimensions, viz. Power, vulnerability, potential and danger centred on the prevailing situation at the field level faced by the state's organic farmers.

The geographical location of Tamil Nadu is between 8°5' and 13°35' latitude North and between 76°14' and 80°21' longitude East. Tamil Nadu falls in semi-arid to dry sub sticky weather. This geographical location supports advanced agricultural productivity under irrigation. The entire geographical region of Tamil Nadu is 130.33 Lakh Ha which constitutes 4 percent of the Nation's geographical zone (10th Largest State) with a shoreline of 1076 km. Tamil Nadu is one of the most water-starved States favored

Commented [NT3]: Graphics added for case study and material added as desired by the reviewer

with just 3 percent of the Nation's water resources laying towering pressure on irrigation water accessibility and susceptible to seasonal oscillations causing dubiety in Agriculture yield. Still, the Tamil Nadu Government with its visionary programs and strategic perpetration of strategies overcame these difficulties and paved the route for the uninterrupted proliferation of food grains.

As per reported by the 10th Agriculture Census of the year 2015-16 (Interim), the sum of functional land proprietors in the State of Tamil Nadu is 79.38 Lakh, handling cultivable land of 59.73 Lakh Hectare. The State's mean periodic rain is around 921 mm which is lower than the national standard of mm. The amount of rain documented during winter (January-February), Summer (March-May), South-West Monsoon (June-September), and North-East Monsoon (October-December) is 3, 14, 35, and 48 individually. The per capita accessibility of water is 750 cubic meters per annum as equated to the all-India standard of cubic meters. Uttarakhand, located at the foothills of the Himalayas, is represented by distinctive geographical features categorizing from snow-packed mountain tops in the North to tropical forestlands in the South. It has been classified into two zones-the western zone-Garhwal Mandal and the eastern zone-Kumaon Mandal. It's divided into 13 different districts which comprise 95 blocks.

Out of an entire geographical region of 5.35 million ha in the state, 4.6 million ha (86) is a hilly region and 0.74 million ha (14) is a plain region. Just around 14 percent of the geographical region is cultivable which is substantially accredited to the geomorphology of the state. Due to its position and different weather, the State has some special upper hands for the expansion of horticulture, agro-processing industries, organic husbandry, off-season vegetable farming, and production of therapeutic and ornamental plants which can be profitably capitalized.

4. Results

4.1 Strength factor

Based on the quantitative significance to the overall future of organic dairy production among organic producers, "abundance of organic manure and water" with a universal preference of 0.144 was the most critical element under stress. Uttarakhand and Tamil Nadu though present different climatic variation

like the former is lavish in forest coverage (64% of the total area), and water resources (the upper catchment of snow-fed Ganga and > 1000 mm of annual rainfall), but the primary inputs and strategies thus remain similar for organic farming sustainability. Both case studies have abundant forest leaf litter which is primarily used as bedding material in livestock sheds and courtyards as well as litter-livestock excreta mixture as manure in farmyards. The second most significant aspect was the "Community based credential program along with other support services" (global priority score 0.081). The provision of a community-based certification system as follows by UOCB, the state's leading Organic farming certification agency is beneficial, particularly for small and marginal farmers who predominate in the state. The next important factors were found to be "the rich. The base of indigenous knowledge of the local population" (score 0.060) and Self-reliant, low-cost adaptive crop-farming integrated agriculture (score 0.030).

4.2 Weakness factors

The essential factor regarded as weakness was "relatively lower organic crop productivity" with a global priority of 0.079. It is because of the prohibition of the use of synthetic chemical inputs along with a host of other restrictions in variety, irrigation and other activities that nit is always coupled with the loss of crop productivity. On average, organic farms yield 10-15 per cent less than conventional farms in maturity, which may be higher in the initial years of conversion. "Unsatisfactory premium prices for organic products" (score 0.069) and "insufficient availability of organic inputs and skilled labour" (score 0.027) were listed as the next two major deficiency factors. The domestic market consumes only about 8 per cent of the total organic product (Table 3). 95% of organic farmers faced the problem of lack of marketing knowledge, lack of an appropriate marketing network, lack of regular supply, unavailability of organic inputs such as bio-fertilizers and biopesticide. Eventually, the organic farmers considered "rigorous certification process and complex practices" (score 0.014) to be an essential factor in weakness. By this study, they concluded that Organic farming has a strong potential not only in Uttarakhand and Tamil Nadu, but also in different regions of India, particularly those that are relatively

less involved in intensive organic farming dependent on high external inputs. With rich indigenous information, rich biodiversity, lower organic farming production costs and still undiscovered vast internal shift to organic production looks like a lucrative choice not only for Uttarakhand's and Tamil Nadu's certified organic and other conventional farmers but also for farmers across India.

5. Discussion

5.1 Preferences and Perceptions of Consumers Towards Choice of Cultivation System

In a global circumstance where organic foods trending in the market by, 2018, have expanded substantially in markets, through stable and moderately fast progress being distinct, which are predominantly health, the surroundings and a better understanding of particular components present in foods produced organically. In this statement, the OECD (2002) marked out the increasing demand for organic products globally (FiBL survey 2019, Adl *et al.* 2011) and the relationship between a consumer choice for products with low levels of pollutants and natural greener products during the product manufacturing process (Niggli *et al.* 2017) (Fig 2). This growing event indeed initiated an increase in the retail trade and the growth of organic products (Basha *et al.* 2018). Consumers are generally attracted to organic produce due to two main reasons. Firstly, the incline towards health care and quality (Nandi *et al.*, 2015, Maji *et al.* 2017, Singh *et al.* 2017, Boobalan *et al.* 2019, Ferella *et al.*, 2019), where customers believe (WHO 2015) that organic goods are better and safer due to the small quantities of contaminants, while the second reason is the issues related to environmental sustainability and safety and (Okolle *et al.* 2016, Yanakittkul *et al.*, 2020).

According to a report by Tech_Sci, which recently pointed out in India, organic food was estimated to rise at a CAGR of over 25% during 2015-2020. In current scenario, there is tremendous demand for organic food for wellbeing. Additional factor such as income levels, better quality life, and convenient government initiatives adding impact in current organic farming systems with respect to new technical support & financial aid. The focus of the producers is diverted in reducing the prices due to widespread high market prices which hinders between differential prices of conventional and organic (Pandey *et al.*

2019) food products. Due to the hiking demand for organic products, it increases and -resulting in hike in economy, decrease production cost, and eventually leading the growth of Indian organic food in the in near future (Sowmya *et al.* 2019).

5.2 The Considerations for the Receptiveness of Farmers Towards Organic Farming

The attitude and readiness of farmers to adapt to organic farming are what matters even when the farmers are fully aware of the benefits of it. Farmers go through the stages of knowing and getting aware of organic agriculture and technology related to it. This leads to the formation of positive or negative views for organic farming and eventually elect whether to implement it or not. Several reported studies show that farmers have a positive attitude towards organic methods of agriculture (Alzaidi *et al.* 2013; Mohan and Helen 2014; Dipeolu *et al.* 2006; Tratnik and Zutinic 2009; Kashyap, Thakur, 2017; Singh and George 2012) with few of the farmers showing concerns regarding its long-term feasibility (Eyinade and Akharume 2018, Ulm *et al.*, 2019, Yanakittkul *et al.* 2019.). A study has reported that farmers have shown a healthy positive attitude and intent to accept organic agricultural methods in the coming five years (Issa and Hamm 2017, Thakur, 2018). Also, as per a constructed framework, a farmer's behaviour and attitude towards organic farming are steered by five important considerations namely, familiarity with organic farming, associated cost, profits from organic farming, environmental features and public influences (Reganold *et al.*, 1993; Mader *et al.* 2002; Reddy 2010, Thakur, 2017).

Organic farming and its importance are realized effectively by a group of farmers around the world for a long time. Policymakers, intellectuals, practitioners and academicians have also mentioned and talked about its positive aspects from time (Willer and Lernoud, 2019) to time. However, the preparation and inclination shown by the farming groups are what is required for the active implementation of this organic farming culture amongst different farming groups (Barnes *et al.*, 2013, Yazdanpanah *et al.* (2014), Dang *et al.*, 2014, Sobhana *et al.*, 2019). The Policies made by the government which are constructed on the public as well as private sector's need is responsible for incentivizing farmer groups for obeying or behaving as per the policies. Morone *et al.* (2019) confirmed that the guidelines (funds

and organizations, small scale farming are the main driving forces for the model of sustainable food security. Dang et al. (2014) considered the variables used as incentives for policies in promoting the growth of various plant species and the policies for supporting the buying of rich hedgerows, without affecting the farmer's intentions. The identification of needs by the farmer according to his/her suitability is known as self-identification towards farming behaviour. Van Dijk et al. (2016) acknowledged farming groups as the group of people who save the environment and found an impact on the aim of not accepting the aid provided like- subsidies Alzaidi et al. 2013; Mohan and Helen 2014; Dipeolu et al. 2006; Tratnik and Zutinic 2009; Singh and George 2012) (Eyinade and Akharume 2018, Thakur, 2018, Thakur, Kumari, 2021). A study has reported that farmers have shown a healthy positive attitude and intent to accept organic agricultural methods in the coming five years (Issa and Hamm 2017).

5.3 An Interest Inclined Shift/behaviour Towards Organic Farming by Farmer Groups

Agriculture based on the use of chemicals and irresponsible irrigation methods have shown several limitations in recent years, and this has caused a high attention shift on organic farming. A significant fall in the agricultural yield in certain areas due to excessive use of chemicals which leads to the decrease in soil fertility (Lampkin 1994; Janjhua et al. 2019). The farmer groups have understood the need to encourage and adopt the new organic farming techniques due to the knowledge that, it can provide sustainable production of high-quality food items and products with almost no harm to the environment and humanity. The current agricultural methods are proving to be incapable of achieving these goals, and hence there is a need to encourage organic farming which is capable of delivering efficiently Scofield (1986). A statistically significant relationship was found between the producer's views on an organic system of farming and the factors like- labour, profits, age and level of education. The farmer groups with good education and training showed highly effective association towards organic farming methods (Rana et al. 2017). It has been noted that the farmers deciding ability to adopt organic farming was mainly driven by several complex factors like- comparison between the advantages and

disadvantages of new and old practices of farming, resources required, social and economic status, demographic factors and awareness of official services available for their help (Pinthukas 2015). Other features like land occupancy and irrigation facilities also displayed a positive sign for the implementation of organic farming by different farmer groups. Studies have reported that awareness regarding organic agriculture also has a significant effect on embracing organic farming techniques (Ullah et al. 2015), (Dessart et al. 2019), (Lapple 2010). Agro-environmental interventions, cognitive strategies, such as behavioural techniques, have also been used to determine the response of producers to new environmental policy design. Also, the Concept of Planned Behavior (TPB), which focuses on the evaluation of social intentions determinants, has been widely used to explain and forecast the possible actions of farmers concerning environmental protection measures (Menozzi et al. 2015, Sowmya et al., 2019).

5.4 The Integrated Conceptual Frame: Decision Making Process Followed by the Farmers

The conceptual structure describes the ecological approach of farmers in three dimensions: i) the decision-making process of individual farmers; ii) the decision-making context in which the farm exists, and iii) the decision-making process itself. The decision-making process of individual farmers defined in the extended framework is considered to be influenced by the context in which the farm exists. (Hansson et al. 2019) (Table 4).

Alongside a large number of theories and models related to farmer behavioral change have been studied. Similarly, a five-stage model (Table 5) prediction for assessing the cascade of choice-making criteria of farmers was raised by Sutherland and his coworkers in 2012. The Behavioral component is judged by three criteria (1) The first component contributes to specific behavior corresponding to the individual's values and social views (2) The second component highlights the standards about cultural aspects, which studies the diversion of a specific behavior (Department of Agriculture (DoA 2016) from the corresponding peer group, (3) The final component is the perceived behavioral control, which decides the degree of decision-making ability of an individual towards selecting an appropriate type

(Rose 2018, Tiraeyariet *et al.*, 2014, Assis and Mohd Ismail, 2011, Paull 2011, Agri Asia 2015, Haris 2019).

5.4.1 Comparative Efficiency of Behavior

The comparative efficiency of behavior is a factor that the farmers will precede towards a farming practice that finally boosts yield and productivity. The study conducted by Aubert, Schroeder, and Grimaudo (2012) stressed on the advantages of incorporating technologies related to soil analysis for the suitable type of plant which has a strong influence on the perceived benefits of farmers leading to various technology applications. The previous literature also emphasized the selection Kirchmann *et al.* (2008) or acceptance of various environmental policies (Sattler, Nagel, 2010) by the farmers in terms of the risks associated with cost and time. Similarly, the urge for long-term benefits moved the farmer's interest in the utilization of renewable energy sources (The primary target of agriculture is to ensure food security with ecological safety. Further, the possible reasons for the reduction in organic yield were lower availability and efficient uptake of nutrients, weak weed and pest control and constraints related to methods to increase soil nutritional and health status (Warren *et al.* 2016; Yanakittkul *et al.* 2020). The ongoing debate with various views also showcases a probability regarding the inefficiency and inability of organic systems to feed the world successfully (e.g. Badgley and Perfecto 2007; Cassman 2007; Connor 2008; Goulding *et al.* 2009). So, we need an extensive study of conventional system yields in order to state and predict the viability of organic methods and strategies to provide ample food in the future ((Ponti *et al.* 2012). Kirchmann *et al.* 2016). The studies also depict that a positive inclination is observed in the farmer's behavior, which shifts towards a more optimistic phase towards environment sustainability when continuing with organic farming in comparison to the farmers who are carrying out the traditional ways of farming. The reason for the increased positive attitude towards environment may be devoted to the organic values and utilizing natural resources judiciously (Lapple 2012). However, in developed countries there are issues related to lower land- efficiency of organic agriculture so, the positive impact of organic farming is less noticeable. The short and long

lengths of 12 flower petals are known to relate the success rate of the different sustainability measures qualitatively. The four adjoining circles generally depict the zones relating to 25, 50, 75 and 100 per cent sustainability dimensions. The different colors depict different parameters (purple petals represent the areas of production whereas, the brown petals represent areas of environmental sustainability, yellow petals present areas of economic sustainability and red petals represent areas of well-being respectively). The Petal lengths indicate that the organic cultivation system generally fits into the four zones of sustainability (Fig. 3).

5.5 Innovative Theories and Their Diffusions

The judgment cycle for innovation begins with the awareness level, where the person discovers and is finding information about an innovation. As per Rogers, three forms of wisdom emerge here, namely: (1) understanding, (2) knowledge, and (3) pure knowledge. The perception of awareness demonstrates the presence of the innovations, and this will inspire to learn more about the innovations and thus to implement them. The understanding of how-to and theory offers further detail about inventions and explains further the structure and purpose of how an invention works. A person will possess all the required skills, but that does not ensure that the adoption will take place (Haris 2019).

5.6 The Risks Associated with Organic Farming

29 Organic farming has arisen as a response to agricultural industrialization and its related environmental and social problems. However, the question of whether organic farming offers comprehensive advantages over conventional agriculture is controversial. Some say organic farming systems are more efficient and environmentally friendly, while others challenge the 31 role of organic farming in sustainable food systems in the future. (Ross *et al.* 2018). Many studies stressed the need for significant changes in the world's food system: farming must tackle the dual challenge of feeding a rising population; (Seufert *et al.* 2012; Reddy 2017). Recent and continuing market globalization processes, changes in policy infrastructure, systemic shifts in the industry, new and rapidly evolving technology demonstrate that

globalization creates not only positive developments but also threats and risks like never before. Therefore, Agricultural production has significant problems, including: (i) Unfavourable weather situations (ii) unenriched and fewer varieties of crops (iii) inadequate management of crop practices (iv) bugs, insects and disease (v) Obstacles to technological adoption (vi) external (viii) Low and reducing soil fertility (Phiri *et al.* 2012; Darnhofer *et al.* 2005). Discussing the problems of globalization processes concerning the quality and protection of food and agricultural non-food products, the issues on secure production conditions and the prospects for international trade should be addressed taking into account the fact that there are higher risks (**Table 6**) and more significant benefits.

5.6.1 Risks and vulnerabilities

There is sufficient evidence to indicate the deprivation and insecurity of low-income families are at risk of several risks that can have a detrimental effect on their livelihoods and health for individuals, households, or entire communities. They are at a higher risk at both household and individual levels. Some are (a) health risks: including disease, injury, accidents and handicaps; (b) labour risk: much work in the public sector and a high risk of being jobless and dissatisfaction, inadequate amount of work; (c) risks of harvesting. Moreover, they have associated environmental risks such as cyclones, floods and droughts etc. All of these risks are vulnerable to small and marginal farmers. Most mechanisms for dealing with families include loans, asset sales; savings expenditures, family and government support, increased labour supplies, child labour, bonded labour, reduction in utilization, migration, etc. In order to manage, control and restrict the adverse effects due to risks and vulnerability, extensive social protection plans are required. There are many programs in India for social protection. In India, the current central schemes and policies for the sparse population are divided into four main categories: (i) Food channelization such as a public distribution system (PDS) and additional nutrition (ii) self-occupation (iii) salary work and (iv) Unorganized and non-effective workers' social security schemes. The visibility and extension of such programs should be enhanced to ensure that these programs also

benefit small and marginal farmers. Agricultural insurance plans and long-term markets must be improved in order to minimize price and return risks (Dev 2012).

5.7 Globalization and climatic challenges

The problems of small-scale farming have increased with globalization. Developed country policy on massive subsidies and policies of protection has adverse repercussions for small farmers in developing countries. If small farms are not supported, globalization can benefit large farmers. Trade liberalization has harmed agricultural economies in areas where crops like seeds, cotton and oilseed are essential. The efficiency issues become very important through liberalization in terms of competition faced by domestic production. The country needs to reduce various post-collection costs to compete in the world market and undertake appropriate reforms in order to increase the efficiency of domestic markets and systems of supply. The adverse effects on the farmers, which are generally encountered, are the low prices and output volatility for main cash crops.

The changing climatic patterns and the fluctuating weather conditions pose the biggest challenge to the rural population in terms of agriculture, environment, food safety and security. These Climate changes have been reported to adversely affect the living environment of the poor, food deficient small landholders due to the immediate risk of crop failure, loss of livestock and forest products. However, Adapting and mitigating agriculture may provide smallholder farmers with benefits. It is recognized the importance of collective measures to adopt and mitigate climate change

The net zero green chemistry concepts drive in the major goals of sustainable energy sources and reduction in the emission rates of GHG'S (Green House Gases). The greatest challenge has been faced by the human race in terms of global warming and exceeding climatic turnovers and emissions. To achieve a net zero concept by 2050 we need to go for sustainable transformations in terms of transport, produce and energy. Organic farming can help in terms of systemic approach to reduce the GHG'S [emission] linked to consumption and food production strategies. Net zero strategies would help the Agri-sectors to adapt to the climate change keeping in view the parameters related to food security and finally

Commented [NT4]: Added net zero green concept as suggested in the report to incorporate by the reviewer

to progress towards Sustainable Development Goals, keeping in view the protection and restoration of ecosystem and ecology (Northrup *et al.*, 2021). A sole focus of using organic strategies is to overcome the obstacles like farmers livelihood and environmental trade-offs. A sustainable farming system related to organic would reduce the cumulative greenhouse gas emissions from agriculture by 8-9% through increased carbon sequestration (5-6%) and further reduction in nitrogen fertilizer application rates. It would further reduce the emission patterns related to mineral and chemical fertilizers and would bring out sustainable benefits like improving biodiversity, a balanced system resilience, soil health and fertility, reduction in algal blooms/eutrophication, improvement in food safety and security sections and the most important improving the farmers sovereignty. Further the use of organic manures and local resources would reduce burdens on imported feed and hence would reduce the emissions linked to feed production and land use patterns (Leger *et al.*, 2021; Billenet *et al.*, 2021).

5.8 Government Organic Farming Programs and Boosting Schemes: The Present and future scenario

Sikkim and Uttarakhand have been designated as organic states and ~five lakh ha land have been cultivated in the state of Maharashtra since 2003 (of 1.8 crore hectares of cultivable land). The organic sapota, coconut and banana production were more profitable in Gujarat, although crops had lower input and returns. 1513 ha were in organic farming certified in Karnataka and 4750 ha in organic agriculture non-certified by 2005. The main reasons behind the shift to organic farming include sustainable soil fertility, low farm costs, higher quality of products, long-term returns, easy input available and a reduction in pest and disease attacks. In 2004, the Karnataka government issued a government policy on organic farming. The majority of the area is for organic farming in the northeastern states. 3000 ha of Nagaland is organically cultivated. States such as Rajasthan, Himachal Pradesh, Gujarat, Madhya Pradesh, Kerala and Tamil Nadu vigorously promote organic farming (Reddy 2010).

The various organizations, like “Chetna”, have been established for the commercialization of organic products. Specific problems identified are failure to pay off high price value for those products due to

the transition, lack of inventory facilities for stored products with paid cash. Therefore, it is essential to direct rural banks to simplify the credit process to provide a supporting hand to give organic farmers.

It is argued that the intensive process of organic agriculture is, constrained mainly to the farmers of precious resources and the export market, is heavily dependent on external price support systems, market research (Table 7-) and product certification among other things.

It is imperative to change methods to increase agricultural ²⁴ production in the country and meet the demands of the increasing population (Kristiansen et al. 2006). The national strategies are directed to encourage organic agriculture for crops with good market value such as fruit, spices, pulses, olive seeds, wheat and cotton, basmati, etc. Three key zones already happened to be identified as regards potential areas.

In 2001, the Indian Government also launched the National Organic Manufacturing Program (NPOP), which was found similar to the ³⁵ USDA (U.S. Department of Agriculture). The countries accept these standards and recognitions for importing certified Indian organic products. Today, lots of states and private organizations participate in supporting organic farming in India, including many central and state ministries and departments. (Reddy, 2010).

The Government of Andhra Pradesh in combination with Agricultural and Horticultural Ministry has launched and implemented various organic farming programs. During 2008-09, the Agriculture Department of the AP had adopted several schematic measures with an Rs 18,29 crore expenditure to promote organic farming in the State. It has been observed that India lacks behind the adoption and acceptance of organic farming despite serious efforts by some NGOs. Specific issues require a severe makeover at the level of policymaking strategies by the Government to lay the groundwork for the extension of organic agriculture across the country. These include (a) consistent government financial support, essential for the promotion of organic agriculture; (b) market extension and development for organic production, which is the main factor to promote national sales; (c) Governmental support for the marketing of organic products in producer and consumer associations; (d) simplifying the certification process and (e) decreasing the cost of certification (Reddy 2010). The National Agricultural

Policy does not mention organic farming. Organic agriculture provides a convenient production method, which can be appropriately used for the benefit of some farmers. The governments of rocky mountains like Uttarakhand Mizoram and Sikkim have taken significant initiatives to practice organic on their land altogether. In Arunachal Pradesh Karnataka, Meghalaya, Madhya Pradesh, and Punjab state initiatives have also been taken in some form. Nevertheless, many studies have shown the productivity and sustainability nature of organic agriculture. Many people are supporting a selective conversion of farms to organic while endorsing organic farming, just so yield failures are taken into consideration as far as possible. At present, government subsidies or support are lacking to facilitate or reduce conversion to organic status. The questions of organic farm yield and economic viability are critical, and there is no Indian empirical study analyzing the economic returns of organic farms with non-organic farms. Organic agricultural policy has been neglected, so the government's aid to support organic farming is lower, since subsidies, agricultural extension and proper research are available on conventional agriculture. Given the right incentives, organic agriculture in India will make enormous progress (Reddy, 2010, Yanakittkul 2018).

5.9 Economic Benefits in Adopting Organic Farming

10 One of the essential aspects of organic farming and which also encourages farming groups immensely are the economic benefits of this farming technique. One of the essential and impactful features of organic farming is the reduced cultivation cost that affects the decision-making process of farmers while adopting organic agricultural practices (Darnhofer *et al.* 2005, Landichoet *et al.* 2014, Herath and Wijekoon 2013). The reduction in borrowing and debt traps due to the availability of raw materials in their farm fields made them get higher profits from their harvested products in different markets (Surekha *et al.* 2011). Organic farming poses a slight risk and is high as compared to conventional farming practices (Grotti 2015). Several factors significantly affect the decision of farmers regarding 36 the adoption of organic farming namely, increased profits, reduced cost of raw materials and the

5

prospect to get the most excellent price for the yield (Lyngboek *et al.* 2001; Mendoza 2002; Gibbon and Bolwig 2007; Lampkin, 1994).

5.10 A Holistic law approach needs to be implemented for the farming system.

The major loophole in the current farming system revolves around the marketing problems, Middle man inclusions, Minimum Support Price (MSP) and latest tech know-how. To resolve these major problems the three major bills in support of farming law was passed in by the Parliament in September 2020 which aims at

1. Law 1/Bill 1: Promotion as well as Facilitation impacting the trade and commerce.
2. Law/Bill 2: Focus on protection and Empowerment of Farmers; the law highlights the important issues and Agreement related to MSP'S, Price Assurance and Farm Services
3. Law/Bill 3: Law focusing on upskilling farmers and improving their living standards

Commented [NT5]: law needs to implement for the farming system. Incorporated as suggested by reviewer 2 in his/her 1st point

5.11 Drawback to implement the organic farming.

1. Drawback 1: The cost of organically Farmed Produce is at much higher grade.
2. Drawback 2: Technological know-how and well-Designed strategies/Methods are needed to compete with conventional Farming.
3. Drawback 3: A buffer zone corresponding to 7m is needed to separate organic fields from the chemical fields and is basically more labor intensive in nature

Commented [NT6]: Drawbacks of organic farming added as suggested by the reviewer 2 in his/her 2nd point

6. Future Perspectives

The Behavioral component is judged by three criteria, (i) The first component contributes to specific behavior corresponding to the individual's values and social views; (ii) The second component highlights the standards about cultural aspects, which studies the diversion of a specific behavior from the corresponding peer group and (iii) The final component is the perceived behavioral control, which decides the degree of decision-making ability of an individual towards selecting an appropriate type (Rose 2018). The mentality of decision-makers is an essential component that allows organic agriculture

to make a useful contribution to food security. Also, the farmers at their own cannot fix the price of the product, and it is ultimately the middlemen who decide the rates and price of the products taking away the main chunk of the profit, and as such, the suitable/effective price-fixing mechanism is required to be developed by the farmers in consultation with the government coordination. The benefits and drawbacks of organic agriculture must be addressed with an unbiased view. Today, many government policies embrace the statement that conventional agriculture is a problem and that organic farming offers many of these a viable solution. At present, government subsidies or support are lacking to facilitate or reduce conversion to organic status. The questions of organic farm yield and economic viability are critical, and there is no Indian empirical study analyzing the economic returns of organic farms with non-organic farms. Organic agricultural policy has been neglected, so the government's aid to support organic farming is lower, since subsidies, agricultural extension and proper research are available on conventional agriculture. Given the right incentives, organic agriculture in India will make enormous progress and can shift farmer's readiness towards an eco-friendly strategy with good returns.

2 7. Conclusion

The behavioral spectrum of farmers is generally based on their interest, the type of economic returns, benefits and other livelihood related issues. Most of the population of farmers belongs to an illiterate group of active small and marginal landholders and are influenced by the peer pressure as they are unaware about the technical know-how and various technological innovations, lacking knowledge regarding the harmful aspect of chemical cultivation, excessive use of pesticides and the various harmful consequences related to conventional farming systems. The receptiveness of farmers to adapt to stages of knowing and getting aware of organic agriculture and technology related to it. This leads to the formation of **5** positive or negative views for organic farming and eventually elect whether to implement it or not. The critical factors which are related to farmers differential behavior are the economic benefits, reduced input costs, premium price policies for the harvested produce, along with the non-economic factors like increased soil fertility, ecological protection factors, availability and identification of

assured marketing for their produce, food security and quality and impacts on human health influenced the farmers to accept organic farming for a safe and economical alternative. About 95% of organic farmers faced the problem of lack of marketing knowledge, lack of an appropriate marketing network, lack of regular supply, unavailability of organic inputs such as bio-fertilizers and biopesticide. We need more sustainable and eco-friendly farming methods to complete our SDG'S (Sustainable Development goals). Organic system of farming calls for a sustainable future with ecological benefits and nutritious food. It is also confirmed from the various studies that organic yields can be easily equalized with the chemical produce in terms of productivity and healthy food. It can be further concluded that organic farming is the need of the hour which requires awareness, educational training and scientific Know how so that it reaches farmers with ecologically sound environment and economically sound returns

Commented [NT7]: Added future perspective of organic farming as suggested by reviewer 2 in his/her 3rd point

Acknowledgement

This manuscript acknowledges all the authors who contributed with all sincerity and dedication.

Disclosure of Funding

This research did not receive any specific grant from funding agencies in the public, commercial, or not-for-profit sectors.

Disclosure of Conflict of Interest

Authors disclose no conflict of interest

Figures and Tables with their legends

Fig 1: Geographical Locations and significance of the Indian States and their Contribution in the Expansion of Organic Farming

Fig. 2. Conceptual model on the perception of Indian consumers towards organic products (Singh *et al.* 2017).

Fig. 3. A 12-petal diagram depicting the Comparative analysis of chemical and organic cultivation patterns based on 12 significant parameters and four zones of sustainable.

Table 1. The following data represents the primary components associated with farmers' attitudes and opinions regarding Organic farming (Kallas *et al.* 2010).

Table 2. Statistical analysis of certified organic farmers based on perception (Philip and Siviraj, 2018).

Table 3. The SWOT analysis is consisting of the Weakness and Strength factors about the prospect of organic farming in Uttarakhand.

Table 4. The conceptual structure is highlighting the ecological approach of farmers in three dimensions (Hansson *et al.* 2019).

Table 5. A Five stage model prediction to analyze the criteria related to choosing by the farmers (Sutherland *et al.* 2012).

Table 6. The challenges and obstacles faced by the small land holders in India.

Table 7. Methods of agricultural policy related to organic farming (Kristiansen, 2006).

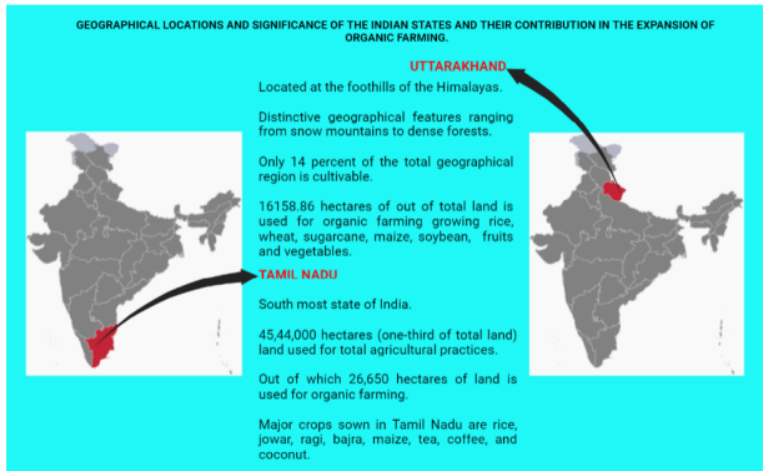


Fig 1: Geographical Locations and significance of the Indian States and their Contribution in the Expansion of Organic Farming.

Commented [NT8]: Graphic added for the case study as desired by the reviewer

19

Formatted: Space After: 0 pt, Line spacing: single

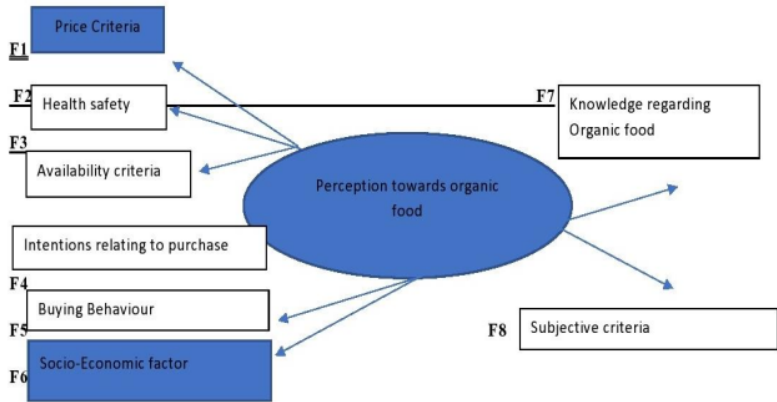


Fig. 2. Conceptual model on the perception of Indian consumers towards organic products (Singh *et al.* 2017).

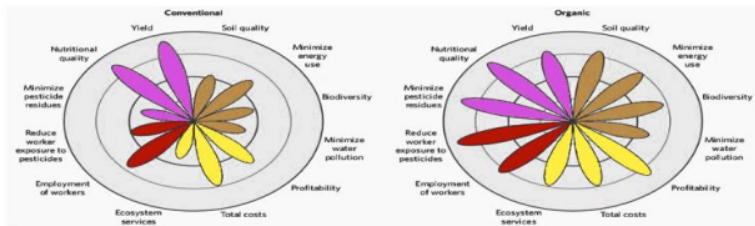


Fig. 3. A 12-petal diagram depicting the Comparative analysis of chemical and organic cultivation patterns based on 12 significant parameters and four zones of sustainability.

Table 1 The following data represents the primary components associated with farmers' attitudes and opinions regarding Organic farming (Kallaset *et al.* 2010).

The opinion of Farmers regarding Organic Farming (The Principal Component Analysis)		
Different variables	Quality analysis (Factor 1(a6))	Future viability (Factor 2 a7)
The organic price premium for increased production costs	0.183	0.809
Ensures farm's Economic viability	0.409	0.750
More risk due to yield fluctuation	0.433	-0.565
More flexible system than conventional	0.076	0.485
Cronbach's alpha: 0.595	Total Reported variance: 46.33%	
Olkin Test: 0.65	Barlett analysis: 152.19(0.000)	
Rotation method: Varimax		

Table 2. Statistical analysis of certified organic farmers based on perception (Philip and Siviraj, 2018).

Different response of respondents towards utilization of Organic manures			
Statistical analysis of certified organic farmers based on perception (Philip <i>et al.</i> 2018)	Category	Number	Percent

2 Scenario 1: Respondents distribution on eco-friendly activities according to their understanding.	Low	47	26	Formatted: Space After: 0 pt, Line spacing: single
	Medium	42	23	
	High	91	50	
	Total	180	100	
2 Scenario 2: Respondents distribution based on their perception of organic manures.	Low	26	15	Formatted: Space After: 0 pt, Line spacing: single
	Medium	97	53	
	High	56	31	
	Total	1801	100	
2 Scenario 3: Distribution of respondents on the profitability of organic manures.	Low	30	16	Formatted: Left, Space After: 0 pt, Line spacing: single
	Medium	104	59	Formatted: Space After: 0 pt, Line spacing: single
	High	43	23	Formatted: Space After: 0 pt, Line spacing: single
	Total	180	100	Formatted: Space After: 0 pt

1
Table 3. The SWOT analysis is consisting of the Weakness and Strength factors about the prospect of organic farming in Uttarakhand.

SWOT groups considered for analysis	Scaling (Priority of the different groups)	SWOT categories/factors	Consistency Ratio (CR)	Priorities of the factors within the SWOT group	Global priorities of the Factors
Factor 1: Weakness	0.189	W1: Comparatively productivity of organic crops at the lower hand	0.091	0.419	0.079
		W2: Unsatisfactory price premium for organic products		0.3623	0.069
		W3: Inefficient supply of organic amendments and inputs, skilled labours with high labour costs		0.145	0.027
		W4: Complex certification process		0.073	0.014
		Amax = 4.246CI = 0.082			
Factor 2: Strength	0.331	S1: Abundance of organic inputs	0.077	0.434	0.144
		S2: Community based provision of organic Certification		0.246	0.081
		S3: Rich indigenous knowledge of the local population regarding traditional organic amendments.		0.181	0.060
		S4: Self-reliant, low cost-effective, integrated farming system		0.092	0.030

		S5: Policies to promote the preservation of rich mountain biodiversity and discouraging the use of agrochemicals		0.047	0.015
		Amax = 5.348 = 0.087			

Table 4. The conceptual structure is highlighting the ecological approach of farmers in three dimensions (Hansson *et al.* 2019).

S.No.	Decision-making context in which the farm exists	Decision-making process of individual farmers	Decision-making process of process itself
1.	Farm location	Demands and expectation by the consumers	Economic values
2.	Farm socio-demographics	Perceptions of demand and expectation by other supply chain actors	Adoption ease
3.	Influence of middle man and supply chain handlers	Ease of use and usefulness	Future adoption strategies
4.	Nature of practice		

Table 5 A Five stage model prediction to analyze the criteria related to choosing by the farmers (Sutherland *et al.* 2012).

1. Stage 1: Directional dependence	This category of the five-stage model highlights the path dependence of the farmers, where they may be happy with their success rates and economic criteria related to the farming system and want to stick to that particular type of cultivation pattern, though this stage can proceed for an unspecified period.
2. Stage 2: A spark-off event	The shifting of farmer's interest in another farming system can be due to the urge to explore something new that can be more economical and ecologically sound. These events can be in the form of new and upgraded business incentives, death or injury, new management methods or technology being available.
3. Stage 3: Active and vibrant evaluation	The moment farmer decides to proceed with some new method; several choices would be tested utilizing a range of information sources.
4. Stage 4: Incorporation and Implementation stage	In the fourth stage of the model, the producers start implementing the new strategies
5. Stage 5: Stabilizing and Reinforcement stage	If the new strategy followed by the farmer is found useful, he/she will proceed for full conversion while shifting to stage 3 (Active evaluation), but in case it is reported as ineffective, then is the farmer opts to start again

with the first stage (Path dependency) (Sutherland *et al.*, 2012).

Table 6: The challenges and obstacles faced by the small land holders in India.

<p>The Challenges and Hindrances Faced by Small Holder in India</p>	<p>Based on the survey conducted by NSS in 2003, there are several issues related to farmers having marginal and small production systems:</p> <ul style="list-style-type: none"> a) Unsustainable or weak credit/ product markets resulting in lower values or poor economic decisions, b) Lack of transportation c) Facilities to capital markets, inefficient public excellent services d) Low human resources and lack of efficient extension services which generally lacks or restrict technological interventions in farming practices
<p>Protection of rights for the various categories of social groups</p>	<p>Women are becoming more important in agriculture. The proportion of female rural farmers in 2004-05 amounted to around 83% compared with 67% of men population, indicating the significant fraction and importance of women in farming practices in rural areas. They are involved in soil preparation, selection of seeds, planting, land treatment with manure, pesticides and fertilizers, weed control, grafting, threshing, filtering and gathering etc. and also in animal, dairy farming and fish handling, etc. Protection of women's rights in land, improvement of women farmers' infrastructure and legal support of legislation will facilitate their recognition and access to loans, inputs and various extension services for women farmers. Among marginalized and small farmers, there is a high proportion (22%) of underprivileged groups (Scheduled Castes and Scheduled Tribes) than the medium and large farmers. Likewise, the ST population constitutes about 15-16% of smallholder farmers and about 14-15% of medium and large-scale farmers, respectively. The land ownership distribution between STs is better than that of SCs.</p>
<p>land conflicts: Security of land and property: loans and liabilities</p>	<p>For smallholder farmers, therefore, the security of tenancy is essential. Land dealings are highly complicated; this perplexity is significantly contributed to the problems faced by the actual farmers. Unregistered farmers, tenant farmers and tribal farmers face issues accessing institutional credit and another land-titled facility. The tribal' land rights should be protected in the agency areas. Further land redistribution is significant, especially if waste-uncultivable land is taken into account. The increased burden</p>

17 Formatted: Line spacing: single

Formatted: Space After: 0 pt, Line spacing: single

Formatted: Space After: 0 pt, Line spacing: single

	related to investment and consumption results in increased debt and unwillingness towards organic farming among the farmers.
Low formal schooling and qualifications	The increase in literacy rate is the need of the hour for keeping farmers equipped with latest technologies related to production, investment and productivity. A study regarding recording literacy rates of men and women focused on the skilled and educated population for marginalized farmers which was reported close to be 50-60% (men) and 20-30 (women) percent respectively. In contrast, for the medium and large landholders, it was reported around 60-70% men and 20-39% percent women population. Likewise, the reduced level of education of farmers restricts the awareness and public knowledge propagation regarding the utilization of biofertilizers, low aid prices, respectively.

Table 7. Methods of agricultural policy related to organic farming (Kristiansen, 2006).

S.NO.	Govt Grants/Agricultural Policies associated with organic Farming
1.	Grants related to the regulatory framework associated with the examination process.
2.	Conversion subsidies and existing yield or progress goals.
3.	Facilitating the domestic as well as global markets.
4.	Funding related to research, expansion and education.
5.	Regional development funds.
6.	Policies related to Elimination of discouragement, e.g., inadequate labeling.

References

1. Alzaidi, A. A., Baig, M. B., and Elhag, E. A., 2013. An investigation into farmers' attitude towards organic farming in Riyadh region- Kingdom of Saudi Arabia." *Bulgarian Journal of Agricultural Science* 19: 426-431.
2. Babu, A. J. 2015. "Challenges and Opportunities of small farmers in India." *International Journal of Academic Research* 2(1): 94-101.
3. Banjara, R. K., and Poudel, M., 2016. "Sustainable Model of Organic Agriculture: A case study of Nepalese Farmers." *Journal of Advanced Academic Research* 3(1): 142-163.
4. Barnes, A. P., McCalman, H., Buckingham, S., and Thomson, S., 2013. "Farmer decision-making and risk perceptions of outwintering cattle." *J. Environ. Manag.* 129: 9-17.
5. Basha, M. B., and Lal, D., 2019. "Indian consumer attitude towards purchasing organically produced foods: An experimental study." *Journal of cleaner production* 99-111.
6. Bautter, M., Darnhafer, I., and Martin, G. 2019. "Converting to organic farming as a way to enhance adaptive capacity." (9): 235-247.
7. Billen, G., Aguilera, E., Einarsson, R., Garnier, J., Gingrich, S., Grizzetti, B., ... & Sanz-Cobena, A. 2021. Reshaping the European agro-food system and closing its nitrogen cycle: The potential of combining dietary change, agroecology, and circularity. *One Earth*, 4(6), 839-850. doi: [10.1016/j.oneear.2021.05.008](https://doi.org/10.1016/j.oneear.2021.05.008)
8. Boobalan, K., and Nachimuthu, G. S. 2019. "Organic consumerism: A comparison between Indian and the USA." *Journal of retailing and consumer services* 53: 101-988.
9. Dang, H. L., Li, E., Nuberg, I., and Bruwer, J. 2014. "Understanding farmers' adaptation intention to climate change: a structural equation modelling study in the Mekong Delta, Vietnam." *Environ. Sci. Policy* 41: 11-22.

14 Formatted: Space After: 0 pt, Line spacing: single

Formatted: Space After: 0 pt

Formatted: Space After: 0 pt, Line spacing: single

Formatted: Line spacing: single

Formatted: Space After: 0 pt, Line spacing: single

Formatted: Space After: 0 pt, Line spacing: single

Formatted: Space After: 0 pt, Line spacing: single

Formatted: Space After: 0 pt, Line spacing: single

Formatted: Space After: 0 pt, Line spacing: single

Formatted: Space After: 0 pt, Line spacing: single

Formatted: Space After: 0 pt, Line spacing: single

Formatted: Space After: 0 pt

Formatted: Space After: 0 pt, Line spacing: single

Formatted: Line spacing: single

Formatted: Space After: 0 pt, Line spacing: single

Field Code Changed

Formatted: Line spacing: single

10. Darnhofer, I., Schneeberger, W., and Freyer, B. 2005. "Converting or not converting to organic farming in Austria: Farmer types and their rationale." *Agriculture and Human Values* 22: 39–52.
11. Das, S., Chatterjee, A., Kumar, T. 2020. "Organic farming in India: a vision towards a healthy nation." *Food Quality and Safety* 4: 69–7.
12. Dipeolu, A. O., Bello, K. A., and Akinbode, S. O., 2006. "Comparative economic analysis of organic and inorganic vegetable production in Ogun State, Nigeria." In: *Proceedings of the 2nd National Conference on Organic Agriculture*, University of Ibadan, Ibadan, Nigeria 24.
13. Eyinade, G. A., and Akharume, C. I. 2018. "Farmers' attitude towards organic farming practices: A concept of sustainable organic farming development in South Africa." *Anthropologist* 32: 102–106.
14. Ferella, F., Cucchiella, F., D'Adamo, I., Gallucci, K., 2019. A techno-economic assessment of biogas upgrading in a developed market. *J. Clean. Prod.* 210, 945–957
15. Gibbon, P., and Bolwig, S., 2007. "The economics of certified organic farming in tropical Africa: a preliminary assessment. Danish Institute of International Studies, Working Paper, Copenhagen, Denmark 25.
16. Grotti, C., 2015. "Comparative analysis of organic and conventional farming in Italy. Master's Thesis Advanced Level Environmental Economics and Management- Master's Program Degree Thesis No. 915. ISSN 1401–4084.
17. Han, S. H., An, J. Y., Hwang, J., Kim, S. B., and Park, B. B. 2010. "The effect of organic manure and chemical fertilizers on the growth and nutrient conservation of yellow poplar (*liriodendronEulipifera* Lin)." In a nursery system. *Forest Science and Technology* 12(3): 137-143.
18. Havsteen, B. H. 2002. "The biochemistry and medical significance of the flavonoids." *Pharmacology & therapeutics*, 96(2-3): 67-202.
19. Herath, C. S., and Wijekoon, R., 2013. "Study on attitudes and perceptions of organic and non-organic coconut growers towards organic coconut farming" *IDESIA (Chile)* 31: 5–14.
20. International Society for Horticultural Science. <http://www.actahort.org>.
21. Issa, I., and Hamm, U., 2017. "Adoption of organic farming as an opportunity for Syrian farmers of fresh fruit and vegetables: an application of the theory of planned behaviour and structural equation modelling." *Sustainability* 9.
22. Janjhua, Y., Chaudhary, R., Mehta, P., and Kumar, K. 2019. "Determinants of Farmer's Attitude toward Organic Agriculture and Barriers for Converting to Organic Farming Systems: Research Insights." *International Journal of Economic Plants* 6(2): 097-103.
23. John, P., Reganold, Jonathan, Wachter, M. 2016. "Organic agriculture in the twenty-first century." *Nature plant* 2.
24. Kashyap A.S., Thakur N. (2017) Problems and Prospects of Lychee Cultivation in India. In: Kumar M., Kumar V., Bhalla-Sarin N., Varma A. (eds) *Lychee Disease Management*. Springer, Singapore
25. Kristiansen, P., Taji, A., and Reganold, J. 2006. "Organic Agriculture: A Global Perspective." ISBN-9780643094604; DOI: 10.1071/9780643094604.
26. Lampkin, N.H. 1994. Changes in physical and financial performance during conversion to organic farming: Case studies of two English dairy farms. In Lampkin, N.H. and Padel, S. (eds). *The Economics of Organic Farming: An International Perspective*. CAB International, Oxon. p. 223–241.
27. Landicho, L. D., Paelmo, R. F., Cabahug, R. D., Visco, R. G., and Abadillos, M. G., 2014. "Prospects and challenges in promoting organic agriculture in the upland communities in the Philippines: Implications to Food Security and Nutrition." *International Proceedings for Chemical Biological and Environmental Engineering* 67: 60–65.
28. Leger, D., Matassa, S., Noor, E., Shepon, A., Milo, R., & Bar-Even, A. 2021. Photovoltaic-driven microbial protein production can use land and sunlight more

Field Code Changed

Field Code Changed

- efficiently than conventional crops. *Proceedings of the National Academy of Sciences*, 118(26). doi:[10.1073/pnas.2015025118](https://doi.org/10.1073/pnas.2015025118)
29. Lockeretz, M., 2007. "What explains the rise of organic farming, CAB international Organic farming: An international history." (www.cabi.org.)
 30. Lyngboek, A. E., Muschler, R. G., and Sinclair, F. L., 2001. "Productivity and profitability of multi strata organic versus conventional coffee farms in Costa Rica." *Agro-Forestry System* 53: 205–213.
 31. Mäder, P., Fließbach, A., Dubois, D., Gunst, L., Fried, P. und Niggli, U., 2002. Soil fertility and biodiversity in organic farming. *Science* 296: 1694-1697.
 32. Maji, S., and Meena, B. S., 2017. "Prospect of organic farming in Uttarakhand: A field-level analysis." *Journal of pharmacognosy & phytochemistry* 6(5): 1906-1910.
 33. Mendoza, T. C., 2002. "Comparative productivity, profitability and energy use: Intensity and efficiency of organic, LEISA and conventional rice production in the Philippines." In: *Proceedings of the 14th IFOAM Organic World Congress. "Cultivating Communities"*, Victoria Conference Centre, Canada.
 34. Mohan, D. J., and Helen, S., 2014. "Attitude of farmers towards organic vegetable cultivation." *Agriculture Update* 9: 364–367
 35. Morone, P., Falcone, P. M., and Lopolito, A. 2019. "How to promote a new and sustainable food consumption model: a fuzzy cognitive map study." *J. Clean. Prod.* 208: 563–574.
 36. Museanescu, A., 2013. "Organic verdure connection al: advantages and disadvantages of organic farming: scientific paper series management, economic engineering in agriculture and rural development." 13.
 37. Naguib, N. Y. M. 2011. "Organic versus chemical fertilization of medicinal plants: vacancies review of researches." *Journal of advance in environmental biology* 5(2): 394-400.
 38. Nandi, R., Bokelmann, W., Nithya, V. G., and Dias, G. 2015. Smallholders' organic farmer's attitude, objectives and barriers towards the production of organic fruits and vegetables in India: A multi-variety analysis." *Emirates Journal of food and agriculture* 27(5): 396-406.
 39. Niggli, U., Andres, C., Willer, H., Baker, B.P. 2017. "A global vision and strategy for organic farming research—condensed version". TIPI—Technology Innovation Platform of IFOAM—Organics International, Research Institute of Organic Agriculture (FiBL), Frick.
 40. Nitika Thakur 2018. Increase in percent purity of β carotene content in organically cultivated tomatoes estimated by SPE and HPLC. *Journal of Biopesticides*, 11(2): 136-141.
 41. Northrup, D. L., Basso, B., Wang, M. Q., Morgan, C. L., and Benfey, P. N. 2021. Novel technologies for emission reduction complement conservation agriculture to achieve negative emissions from row-crop production. *Proceedings of the National Academy of Sciences*, 118(28). doi:[10.1073/pnas.2022666118](https://doi.org/10.1073/pnas.2022666118)
 42. Okolle, N. J., Afarisefa, V., Bidogeza, J. C., Tata, P. L., and Ngone, F. A., 2016. "An evaluation of smallholder farmers knowledge, perceptions, choices and gender perspective in vegetable pests and disease control practices in the humid tropics of Cameroon." *International journal of pest management* 3(62): 165-174.
 43. Padel, S. (Eds). "The Economics of Organic Farming: an international perspective." CAB International, Oxon 223–241.
 44. Pandey, D., Kakkar, A., Farhan, M., and Khan, T. A., 2018. "Factor influencing organic foods purchase intention of Indian customers." *Organic Agriculture* 1-8.
 45. Pannerselvam, P., Halberg, N., Vaarst, M., and Hermansen, J.E., 2011 "Indian Farmers experience and perceptions of organic farming." *Renewable Agriculture and Food Systems* 27(2):157-169.
 46. Peigne, J., Lefevre, V., Vian, J. F., and Fleury, P. H. 2015. "Conservation agriculture in organic farming: experience, challenges and opportunities in Europe." ISBN 978-3-319-11620-4.

Field Code Changed

Field Code Changed

47. Peng, M. The growing market of organic foods: Impact on the US and global economy. In *Safety and Practice of Organic Food*; Biswas, D., Micallef, S.A., Eds.; Volume Organic Food Products, Diverse Production Practices, and Policies; Academic Press: Cambridge, MA, USA, 2019; pp. 3-2.
48. Philip, H., and Sivaraj, P., 2018. "Perception of certified organic farmers towards organic farming practices." *Journal of current microbiology and applied sciences* 7: 56-61.
49. Phiri, M. A. R., Chilonda, P., and Manyamba, C., 2012. "Challenges and Opportunities for Raising Agricultural Productivity in Malawi." 2(5): 210-224.
50. Pinthukas, N. 2015. "Farmers' perception and adaptation in organic vegetable production for sustainable livelihood in Chiang Mai Province." *Agriculture and Agricultural Science Procedia* 5: 46-51.
51. Rabie, G. H., and Almadini, A. M. 2005. "Role of bioinoculants in development of salt-tolerance of *Vicia faba* plants under salinity stress." *African Journal of Biotechnology* 4 (3): 210-222.
52. Rana, S., Md. Hasan, H., Alam, M. S., and Islam, M. S., 2017. "Farmer attitude towards organic vegetable cultivation in Rangunia Upazila, Chittagong, Bangladesh." *Journal of Biosciences Agricultural Research* 14: 1151-1156.
53. Reddy, B. S., 2010. "Organic farming: status, issues and prospects- a review." *Agriculture Economics research review* 23: 343-358.
54. Reddy, B. S., 2017. "Prospects of Organic farming. Pesticide residues in foods: Sources, Management, Control." 167-194.
55. Reddy, S. B., 2010. "Organic farming: status, issues and prospects." *Agriculture Economic Research Review* 23: 343-358.
56. Revillas, J. J., Rodelas, B., Pozo, C., Martínez-Toledo, M. V., and González-López, J. 2000. "Production of B-group vitamins by two *Azotobacter* strains with phenolic compounds as sole carbon source under diazotrophic and adiazotrophic conditions." *Journal of applied microbiology* 89(3): 486-493.
57. Scofield, A., 1986. "Organic farming: The origin of the name." *Biological Agriculture and Horticulture* 4: 1-5.
58. Seufert, V., Ramankutty, N. and Foley, J. A. 2012. "Comparing the yields of organic and conventional agriculture." *Nature* 485: 229-232.
59. Singh, A., and Verma, P. 2017. "Factor influencing Indian consumers actual buying behaviour towards organic food products." *Journal of cleaner production* 473-483.
60. Singh, S. S., and Singh, S. S. 2011. "Soil fertility and nutrient management." Kalyani Publishers, p125.
61. Singh, S., and George, R., 2012. "Organic farming: Awareness and beliefs of farmers in Uttarakhand, India." *Journal of Human Ecology* 37: 139-149.
62. Slathia, P. S., Kumar, P., Paul, N., and Ali, L. 2013. "Problem faced by organic farmers in the hilly area of Udhampur district in Jammu region." 55-59.
63. Sobhana, E., Chitraputhira Pillai, S., Swaminathan, V., Pandian, K., Sankarapandian, S. (2019). Zero Budget Natural Farming. doi:10.13140/RG.2.2.17084.46727.
64. Stolze, M., and Lampkin, N., 2009. "Policy for organic farming: Rationale and concepts." *Food Policy* 34: 237-244.
65. Surekha, K. K., Rao, V., and Viraktamath, B. C., 2011. "Organic farming: A success story from "Enabavi Village" in Andhra Pradesh." *Organic Farming Newsletter* 7: 7-9. Sustainable chemical preventive models in COVID-19: Understanding, innovation, adaptations, and impact, *Journal of the Indian Chemical Society*, Volume 98, Issue 10, 2021, 100164, ISSN 0019-4522, <https://doi.org/10.1016/j.jics.2021.100164>
66. Terziev, V., Arabska, E., and Radovic, V. 2015. Risk Management in Organic Farming." *International Institute of Social and Economic Sciences* 1088-1097.

67. Thakur N. (2017) Increased Soil-Microbial-Eco-Physiological Interactions and Microbial Food Safety in Tomato Under Organic Strategies. In: Kumar V., Kumar M., Sharma S., Prasad R. (eds) Probiotics and Plant Health. Springer, Singapore
68. Thakur N. (2017) Organic Farming, Food Quality, and Human Health: A Trisection of Sustainability and a Move from Pesticides to Eco-friendly Biofertilizers. In: Kumar V., Kumar M., Sharma S., Prasad R. (eds) Probiotics in Agroecosystem. Springer, Singapore
69. Thakur N. (2018) In Silico Modulation Techniques for Upgrading Sustainability and Competitiveness in Agri-food Sector. In: Choudhary D., Kumar M., Prasad R., Kumar V. (eds) In Silico Approach for Sustainable Agriculture. Springer, Singapore
70. Thakur, N. (2018). Heat stability and antioxidant potential of beta-carotene isolated from a fungal isolate. *Bulgarian Journal of Agricultural Science*, 24(5), 891–896
71. Thakur, N., Kumari, S. Preliminary screening of phytochemicals and antimicrobial activity of *Citrus pseudolimon*. *ADV TRADIT MED (ADTM)* (2021). <https://doi.org/10.1007/s13596-021-00561-y>
72. Thatcher and Sharp. 2008. "The contribution of organic farming to rural development: As an exploration of the socio-economic linkage of organic & non-organic farm in England."
73. Thippeswamy, E., 2013. "Cooperative analysis of organic and inorganic food." *Journal of agricultural and veterinary science* 6(4): 53-57.
74. Tratnik, M., and Zutinic, D., 2009. "Organic vegetable growing– Attitude of the Croatian farmers." *International Society for Horticultural Science*. <http://www.actahort.org>.
75. Ullah, A., Shah, S. M., Ali, A., and Naz, R. 2015. "Factors affecting the adoption of organic farming in Peshawar Pakistan." *Agricultural Sciences* 6: 587–593.
76. Ulm, F., Avelar, D., Hobson, P., Penha-Lopes, G., Dias, T., Maguas, C., Cruz, C., 2019. Sustainable urban agriculture using compost and an open-pollinated maize variety. *J.Clean. Prod.* 212, 622–629.
77. Van Dijk, W. F. A., Lokhorst, A. M., Berendse, F., and de Snoo, G. R., 2016. "Factors underlying farmers' intentions to perform unsubsidized Agri-environmental measures." *Land Use Policy* 59: 207–216.
78. Willer, H. Lernoud J, eds. 2019. "The World of Organic Agriculture. Statistics and Emerging Trends. Research Institute of Organic Agriculture (FiBL), Frick and IFOAM—Organics International, Bonn. <https://www.organicworld.net/yearbook/yearbook-2019.html>.
79. Yanakittkul, P., and Aungvaravong, C., 2018. "Simulation of policy supported by government (PSG) intentions toward organic farming behaviour (IOFB model)." *International Journal of Pure and Applied Mathematics* 118(20): 561-580.
80. Yanakittkul, P., Aungvaravong, C. 2020. "A model of farmers intentions towards organic farming: A case study on ricefarming in Thailand." *Heliyon* 6 (2020) e03039.
81. Yazdanpanah, M., Hayati, D., Hochrainer-Stigler, S., and Zamani, G.H., 2014. "Understanding farmers' intention and behaviour regarding water conservation in the Middle-East and North Africa: a case study in Iran." *J. Environ. Manag.* 135: 63–72.

Field Code Changed

nitika updated.docx

ORIGINALITY REPORT

14%

SIMILARITY INDEX

PRIMARY SOURCES

1	www.phytojournal.com Internet	273 words — 3%
2	www.tropentag.de Internet	210 words — 2%
3	tnenvis.nic.in Internet	178 words — 2%
4	shm.uk.gov.in Internet	96 words — 1%
5	www.pphouse.org Internet	92 words — 1%
6	es.scribd.com Internet	62 words — 1%
7	ijcmas.com Internet	56 words — 1%
8	pub.epsilon.slu.se Internet	46 words — < 1%
9	www.sustainableatlanta.org Internet	46 words — < 1%
10	ebin.pub Internet	

36 words — < 1%

11 www.iarjset.com
Internet

32 words — < 1%

12 export.arxiv.org
Internet

30 words — < 1%

13 scielo.conicyt.cl
Internet

25 words — < 1%

14 www.duquesnelight.com
Internet

22 words — < 1%

15 socialgas.com
Internet

21 words — < 1%

16 cuhso.uct.cl
Internet

20 words — < 1%

17 www.coursehero.com
Internet

20 words — < 1%

18 www.nhai.org
Internet

15 words — < 1%

19 journals.eduindex.org
Internet

11 words — < 1%

20 link.springer.com
Internet

11 words — < 1%

21 www.mafikeng.gov.za
Internet

11 words — < 1%

22 agrosym.ues.rs.ba

Internet

10 words — < 1%

23 cora.ucc.ie
Internet

10 words — < 1%

24 managementjournal.usamv.ro
Internet

10 words — < 1%

25 www.koukammamunicipality.gov.za
Internet

10 words — < 1%

26 spp.org
Internet

9 words — < 1%

27 agrifoodecon.springeropen.com
Internet

8 words — < 1%

28 euromed2019.com
Internet

8 words — < 1%

29 journals.aesacademy.org
Internet

8 words — < 1%

30 oak.ulsan.ac.kr
Internet

8 words — < 1%

31 oer.unn.edu.ng
Internet

8 words — < 1%

32 reptile-database.reptarium.cz
Internet

8 words — < 1%

33 stud.epsilon.slu.se
Internet

8 words — < 1%

34 www.ajol.info

Internet

8 words — < 1%

35 www.nodpa.com
Internet

8 words — < 1%

36 kobra.uni-kassel.de
Internet

6 words — < 1%

EXCLUDE QUOTES ON

EXCLUDE MATCHES OFF

EXCLUDE BIBLIOGRAPHY ON