



ORIGINAL ARTICLE

Flat-ended circular cylindrical punch for initially stressed Neo-Hookean solids

Parul Tiwari ^a, Yasir Khan ^{b,*}

^a Department of Mathematics, Ideal Institute of Technology, Ghaziabad 201 003, UP, India

^b Modern Textile Institute, Donghua University, 1882 Yan'an Xilu Road, Shanghai 200051, China

Received 22 June 2010; accepted 10 July 2010

Available online 15 July 2010

KEYWORDS

Flat-ended circular cylindrical punch;
Incremental deformation theory;
Integral transform technique;
Bessel function;
Stresses;
Neo-Hookean solids

Abstract The present paper reports the indentation of integral transform technique for a semi-infinite initially stressed elastic medium under the action of an axi-symmetric flat-ended circular cylindrical punch pressing the medium normally. The incremental deformation theory is used to solve the problems for Neo-Hookean solid. The distribution of incremental stress and strain is obtained by using the Hankel's transformation. The effects of the punch have been studied numerically and presented in various forms of curves. The plane punch indentation has its broad applications in the field of Engineering Mechanics. There are so many firing and launching pads, which use the Neo-Hookean solid as buffer and bear the punch during the action of machines. Thus the present problem has a lot of applications to find the effect of punch on machines.

© 2010 King Saud University. Production and hosting by Elsevier B.V. All rights reserved.

1. Introduction

The incremental deformation theory of elasticity concerns a deformation when the state of strain and stress at any time differ only slightly from that of a known finite deformation. Var-

ious elastic bodies possess initial stress by the action of body forces. If such a body is further subjected to deforming forces then apart from the initial finite deformation, it will have incremental deformation. The basic equations of this theory have been given by Green et al. (1952), Green and Zerna (1954), Biot (1938, 1940), Neuber (1943), Mushkhelishvili (1953) and Trefftz (1933).

Biot has discussed some interesting problems with the help of this theory like surface buckling, internal buckling, etc. He used the Cartesian concepts and Elementary Mathematical Model in place of tensor calculus. Therefore, Biot's concepts are not only easy to understand the physical meaning of incremental stress and strain but also useful in mathematical analysis.

Later on, Kurashige (1969, 1971) discussed a circular crack problem and the two dimensional crack problems for initially stressed Neo-Hookean solids. Hara et al. (1989) has studied an axi-symmetric contact problem of a transversely isotropic layer indented by an annular rigid punch. Some contact problems

* Corresponding author. Tel.: +86 2162374513.

E-mail addresses: bindalparul14@gmail.com (P. Tiwari), yasirmath@yahoo.com (Y. Khan).



Nomenclature

x_i	cartesian coordinates	w_{ii}	incremental rotation
S_{ij}	initial stress, corresponding to initial finite deformation, referred to x_i	μ_0	shear modulus in an unstrained state
n_i	components of unit normal to boundary surface	E	incremental volume expansion
ρ	density in a finite deformation	P	initial all-around compressive stress
u_i	incremental displacement (infinitesimal)	p_0	pressure in a punch
W	elastic potential per unit volume	a	radius of a punch in initially deformed body
e_{ii}	incremental strain	s_{ij}	incremental stress referred to axes which are incrementally displaced with the medium
λ_i	extension ratio	Δf_i	incremental boundary force per unit initial area
ϕ	displacement function	$C_1(\xi), C_2(\xi)$	integral constants

have been discussed by Inove et al. (1990), Sokamoto et al. (1990), Babich et al. (2004), Yang (2005) and Nadler and Tang (2008). In linear elastic fracture mechanics analysis, determination of the stresses is always a major consideration and has to be evaluated by using Hankel's transformation. Kuo and Keer (1992) used the Hankel transform to solve numerically the contact problem of a layered transversely isotropic half space. Sneddon, (1975) has given an application of integral transform techniques. Recently various powerful techniques such as decomposition method (Khan, 2009; Khan and Faraz, 2010, 2011a,b), homotopy perturbation method (Yildirim, 2010a,b) and variational methods (Faraz et al., 2011) have been proposed for obtaining exact and approximate solutions. Many results obtained in the literature regarding punch such as a sequential punch of flat-ended and wedge-shaped profile with crack initiating at one end of the contact region in Hasebe et al. (1989, 1990), who used a rational mapping function and complex stress function.

Fan and Chyanbin (1996) have solved punch problems by combining Stork's formalism and the method of analytic continuation. Vibration of an elliptic plate with variable thickness is discussed in Singh and Tyagi (1985) and Singh and Goel (1985). Recently, an analysis, based on finite element approach is given in Anifantis (2001) and initiation and propagation of surface cracks in Dag and Erdogan (2002). The present problem has been solved with the help of the theory of Bessel's function.

The present work is directed towards obtaining stresses for flat-ended circular cylindrical punch for initially stressed Neo-Hookean solids. The purpose of this paper is to obtain analytic expressions for stresses and displacements. These expressions of stresses and displacement containing infinite integrals and involving Bessel's function are solved numerically. After that the characteristics of such numerical modeling are discussed graphically. A semi-infinite initially stressed elastic medium is used, which is pressed normally by an axi-symmetric rigid punch. The medium is supposed to be isotropic, homogenous and incompressible.

2. Formulation of the problem

The equation of motion for incremental deformation theory in rectangular cartesian co-ordinates x_i and t is

$$\frac{\partial s_{ij}}{\partial x_j} + S_{jk} \frac{\partial w_{ik}}{\partial x_j} + S_{ik} \frac{\partial w_{jk}}{\partial x_j} - e_{jk} \frac{\partial S_{ik}}{\partial x_j} = \rho \frac{\partial^2 u_i}{\partial t^2} \quad (1)$$

The expression for incremental boundary force per unit area is

$$\Delta f_i = (s_{ij} + S_{jk} w_{ik} + S_{ij} e - S_{ik} e_{jk}) n_j, \quad (2)$$

where the usual convention for summation over repeated indices is applied.

The elastic potential per unit volume for the material (so called Neo-Hookean solid) is expressed in the form given below according to Trefftz (1933)

$$W = \frac{1}{2} \mu_0 (\lambda_1^2 + \lambda_2^2 + \lambda_3^2 - 3), \quad (3)$$

with

$$\lambda_1 \lambda_2 \lambda_3 = 1. \quad (4)$$

With the help of Eqs. (3) and (4), the stress-strain relations are

$$S_{11} - S_{22} = \mu_0 (\lambda_1^2 - \lambda_2^2) \quad (5)$$

$$S_{22} - S_{33} = \mu_0 (\lambda_2^2 - \lambda_3^2) \quad (6)$$

$$S_{33} - S_{11} = \mu_0 (\lambda_3^2 - \lambda_1^2) \quad (7)$$

The equation of motion is reduced in cylindrical polar co-ordinates (r, θ, z) from rectangular cartesian co-ordinates (x_i, t) that are connected as

$$r = \sqrt{x_1^2 + x_2^2}, \quad \theta = \tan^{-1}(x_2/x_1), \quad z = x_3 \quad (8)$$

The components S_{rr} , $S_{\theta\theta}$ and S_{zz} of initial stress are assumed to be non-zero and are uniform throughout the body and the body is assumed in the state of symmetrical incremental strain with respect to the z -axis. Therefore, the Eq. (1) reduces in cylindrical polar co-ordinates to

$$\frac{\partial s_{rr}}{\partial r} + \frac{s_{rr} - s_{\theta\theta}}{r} + \frac{\partial s_{rz}}{\partial z} - (S_{rr} - S_{zz}) \frac{\partial w_{rz}}{\partial z} = \rho \frac{\partial^2 u_r}{\partial t^2}, \quad (9)$$

$$\frac{\partial s_{zz}}{\partial z} + \frac{1}{r} \frac{\partial}{\partial r} (r s_{zr}) - (S_{rr} - S_{zz}) \frac{1}{r} \frac{\partial}{\partial r} (r w_{rz}) = \rho \frac{\partial^2 u_z}{\partial t^2}. \quad (10)$$

The expressions for incremental displacement u_r and u_z in terms of scalar function $\Phi(r, z)$ are given by

$$u_r = -\frac{\partial^2 \Phi}{\partial r \partial z}, \quad (11)$$

$$u_z = \frac{1}{r} \frac{\partial}{\partial r} \left(r \frac{\partial \Phi}{\partial r} \right). \quad (12)$$

The function Φ is given by the simple partial differential equation as follows

$$\left\{ \frac{1}{r} \frac{\partial}{\partial r} \left(r \frac{\partial}{\partial r} \right) + \frac{\partial^2}{\partial z^2} \right\} \left\{ k^2 \frac{1}{r} \frac{\partial}{\partial r} \left(r \frac{\partial \Phi}{\partial r} \right) + \frac{\partial^2 \Phi}{\partial z^2} - \frac{\rho}{\mu_0} \frac{\partial^2 \Phi}{\partial t^2} \right\} = 0, \quad (13)$$

and the expression for stress 's' is as follows

$$s = \mu_0 \lambda_z^2 \frac{\partial^3 \Phi}{\partial z^3} - \rho \frac{\partial^3 \Phi}{\partial z \partial t^2}, \quad (14)$$

$$\text{where } k = \frac{\lambda_r}{\lambda_z} \quad (15)$$

Using the Hankel transform and inversion transform of order zero, the function Φ and $\bar{\Phi}$ (Hankel transform of Φ) are defined by

$$\bar{\Phi} = \int_0^\infty \Phi(r, z) r J_0(r\xi) dr, \quad (16)$$

$$\Phi = \int_0^\infty \bar{\Phi}(r, z) \xi J_0(r\xi) d\xi \quad (17)$$

From which the following formulae for differentiated function are obtained

$$\frac{1}{r} \frac{\partial}{\partial r} \left(r \frac{\partial \Phi}{\partial r} \right) = - \int_0^\infty \bar{\Phi} \xi^3 J_0(r\xi) d\xi, \quad (18)$$

$$\frac{\partial}{\partial r} \Phi = - \int_0^\infty \int_0^\infty \bar{\Phi} \xi^2 J_1(r\xi) d\xi, \quad (19)$$

where J_0 and J_1 are the Bessel's function of order 0 and 1, respectively.

Using these formulae, the expressions for incremental displacement u_r and u_z with the help of Eqs. (11) and (12) in Hankel inversion are expressed as follows

$$u_r = \int_0^\infty \frac{\partial \bar{\Phi}}{\partial z} \xi^2 J_1(r\xi) d\xi \quad (20)$$

$$u_z = - \int_0^\infty \bar{\Phi} \xi^3 J_0(r\xi) d\xi. \quad (21)$$

Similarly, the components of incremental stress s_{zz} , s_{zr} and s_{rr} are as follows

$$s_{zz} = s - \mu_0 \lambda_z^2 (2 + k^2) \int_0^\infty \xi^3 \frac{\partial \bar{\Phi}}{\partial z} J_0(r\xi) d\xi, \quad (22)$$

$$s_{zr} = \frac{1}{2} \mu_0 \lambda_z^2 (1 + k^2) \int_0^\infty \left(\xi^4 \bar{\Phi} + \xi^2 \frac{\partial^2 \bar{\Phi}}{\partial z^2} \right) J_1(r\xi) d\xi, \quad (23)$$

$$s_{rr} = \mu_0 \lambda_z^2 \left\{ \int_0^\infty \left(k^2 \xi^3 \frac{\partial \bar{\Phi}}{\partial z} + \xi \frac{\partial^3 \bar{\Phi}}{\partial z^3} \right) J_0(r\xi) d\xi - \frac{2k^2}{r} \int_0^\infty \xi^2 \frac{\partial \bar{\Phi}}{\partial z} J_1(r\xi) d\xi \right\} \quad (24)$$

where

$$s = \frac{1}{2} (s_{rr} + s_{\theta\theta}) = \mu_0 \lambda_z^2 \int_0^\infty \xi \frac{\partial^3 \bar{\Phi}}{\partial z^3} J_0(r\xi) d\xi. \quad (25)$$

Considering the steady state condition of $\Phi(r, z)$, $\frac{\partial^2 \Phi}{\partial t^2} = 0$ in Eq. (13) and using Hankel transform, the equation reduces to the ordinary differential equation

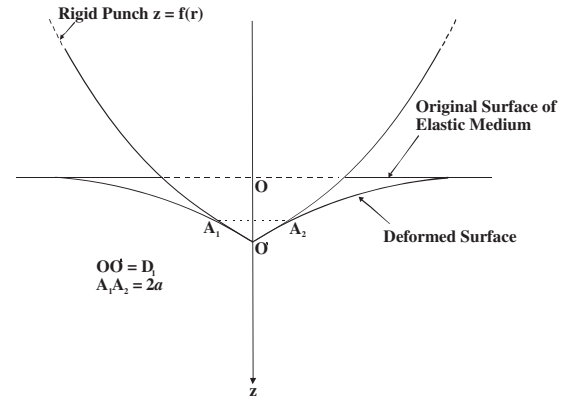


Figure 1 Indentation of a semi-infinite solid by an axis-symmetrical rigid punch.

$$(D^2 - \xi^2)(D^2 \bar{\Phi} - k^2 \xi^2 \bar{\Phi}) = 0, \quad (26)$$

where $D = \frac{d}{dz}$.

2.1. Boundary conditions

The semi-infinite elastic medium is deformed by the normal indentation of the boundary by a flat-ended circular cylinder of radius a . Assuming that the semi-infinite medium $z \geq 0$ is initially deformed and the components s_{zz} and $s_{\theta\theta}$ are zero so that

$$S_{rr} = \mu_0 (\lambda_r^2 - \lambda_z^2) = -P. \quad (27)$$

For no initial stress, $P = 0$, from Eqs. (15) and (27) we get $k = 1$.

The equation of the punch is $z = f(r)$, which is in the form of a solid of revolution (Fig. 1). Referring the tip of the punch as origin, if the pressure $p(r)$ is assumed to be applied in the plane $z = 0$ and the contact is frictionless, the boundary conditions are

$$\left. \begin{aligned} u_r(r, 0) &= p(r) & (0 \leq r \leq \infty) \\ s_{rz} &= 0 & (0 \leq r \leq \infty) \end{aligned} \right\} \quad (28)$$

$$\left. \begin{aligned} u_z &= D_1 - f(r) & (0 \leq r \leq a) \\ s_{zz} &= 0 & (r > a) \end{aligned} \right\} \quad (29)$$

where the physical significance of parameter D_1 is that it is the depth to which the punch penetrates the elastic half space and $f(0) = 0$. In case of flat-ended circular cylindrical punch, the profile of the punch is not smooth at $r = a$, so $f(r) = 0$.

3. Solution of the problem

The solution of the ordinary differential Eq. (26) for a half space $z \geq 0$ is given by

$$\bar{\Phi} = C_1(\xi) e^{-\xi z} + C_2(\xi) e^{-k\xi z} \quad (30)$$

where $C_1(\xi)$ and $C_2(\xi)$ are the integral constants.

Now applying the boundary conditions (28) to the Eq. (30), we have

$$\frac{-\bar{p}(\xi)}{\xi^2} = C_1(\xi) + C_2(\xi), \quad (31)$$

and

$$0 = 2C_1(\xi) + (1+k^2)C_2(\xi). \quad (32)$$

Solving the Eqs. (31) and (32), we get

$$\left. \begin{aligned} C_1(\xi) &= \frac{1+k^2}{1-k^2} \frac{\bar{p}(\xi)}{\xi^2}, \\ C_2(\xi) &= \frac{-2}{1-k^2} \frac{\bar{p}(\xi)}{\xi^2}. \end{aligned} \right\} \quad (33)$$

The first boundary condition in Eq. (29) does not correspond accurately to the normal pressure in the punch in all cases. In this case, the punch is assumed to be of very small depth so that the surface of the punch may be taken to be coincident with the plane $z = 0$, applying the boundary condition (29) to Eq. (30), we obtain the following dual integral equations

$$\int_0^\infty \xi \bar{p}(\xi) J_0(r\xi) d\xi = D_1 - f(r), \quad 0 \leq r \leq a \quad (34)$$

$$\int_0^\infty \xi^2 \bar{p}(\xi) J_0(r\xi) d\xi = 0. \quad (r > a) \quad (35)$$

Making the substitutions $a\xi = \eta$, $r = ax$, $D' = aD_1$, the Eqs. (34) and (35) reduce to that of solving the dual integral equations

$$\int_0^\infty \psi(\eta) J_0(x\eta) d\eta = D' - f_1(x), \quad (0 \leq x \leq 1) \quad (36)$$

$$\int_0^\infty \eta \psi(\eta) J_0(x\eta) d\eta = 0. \quad (x > 1) \quad (37)$$

Eq. (36) is equivalent to the Abel's integral equation

$$\sqrt{\frac{2}{\pi}} \int_0^r \frac{g(t) dt}{\sqrt{r^2 - t^2}} = D' - f_1(x), \quad (r > 0) \quad (38)$$

where the unknown function $g(t)$ is given by

$$g(t) = \sqrt{\frac{2}{\pi}} \left\{ D' - t \int_0^t \frac{f_1'(x)}{\sqrt{t^2 - x^2}} dx \right\}, \quad (39)$$

$$\text{and } D' = \int_0^1 \frac{f_1'(x)}{\sqrt{1-x^2}} dx, \quad (40)$$

$$\text{or } D_1 = \int_0^a \frac{af'(r)}{\sqrt{a^2 - r^2}} dr. \quad (41)$$

The solution of Eq. (37) is given by Sneddon (1975) as follows

$$\psi(n) = \sqrt{\frac{2}{\pi}} \int_0^1 g(t) \cos(\eta t) dt. \quad (42)$$

For a flat-ended circular cylindrical punch the profile of the punch is not smooth at $r = a$, so $f_1(x) = 0$ and from Eq. (39), we get

$$g(t) = \sqrt{\frac{2}{\pi}} a D' \quad (43)$$

and from Eq. (42)

$$\psi(n) = \sqrt{\frac{2}{\pi}} \int_0^1 \sqrt{\frac{2}{\pi}} a D' \cos \eta t dt = \frac{2aD'}{\pi} \frac{\sin \eta}{\eta},$$

$$\psi(a\xi) = \frac{2D'}{\pi\xi} \sin a\xi.$$

Therefore, we have

$$\bar{p}(\xi) = \frac{2D_1}{\pi} \frac{\sin a\xi}{\xi^2}. \quad (44)$$

Now putting the values of $C_1(\xi)$, $C_2(\xi)$, $\bar{p}(\xi)$ in Eq. (30), we get

$$\Phi = \frac{2D_1}{\pi(1-k^2)} \left\{ (1+k^2)e^{-\xi z} - 2e^{-k\xi z} \right\} \frac{\sin a\xi}{\xi^4} \quad (45)$$

Thus the non-vanishing components of stresses and displacements in terms of Hankel inversion are as follows

$$s_{zz} = \frac{2D_1\mu_0\lambda_z^2}{\pi(1-k^2)} \int_0^\infty \left\{ (1+k^2)^2 e^{-\xi z} - 4ke^{-k\xi z} \right\} \sin a\xi J_0(r\xi) d\xi, \quad (46)$$

$$s_{zr} = \frac{2D_1\mu_0\lambda_z^2}{\pi(1-k^2)} \int_0^\infty (1+k^2)^2 (e^{-\xi z} - e^{-k\xi z}) \sin a\xi J_1(r\xi) d\xi, \quad (47)$$

$$s_{rr} = \frac{-2D_1\mu_0\lambda_z^2}{\pi(1-k^2)} \left[\int_0^\infty \left\{ (1+k^2)^2 e^{-\xi z} - 4k^3 e^{-k\xi z} \right\} \sin a\xi J_0(r\xi) d\xi \right. \\ \left. - \frac{2k^2}{r} \int_0^\infty \left\{ (1+k^2)^2 e^{-\xi z} - 2ke^{-k\xi z} \right\} \cdot \frac{\sin a\xi}{\xi} J_1(r\xi) d\xi \right], \quad (48)$$

$$u_z = \frac{-2D_1}{\pi(1-k^2)} \int_0^\infty \left\{ (1+k^2)e^{-\xi z} - 2e^{-k\xi z} \right\} \frac{\sin a\xi}{\xi} J_0(r\xi) d\xi, \quad (49)$$

and

$$u_r = \frac{-2D_1}{\pi(1-k^2)} \int_0^\infty \left\{ (1+k^2)e^{-\xi z} - 2ke^{-k\xi z} \right\} \frac{\sin a\xi}{\xi} J_1(r\xi) d\xi. \quad (50)$$

3.1. Limiting case

The case of non-initial stresses and displacements will be obtained by making $k \rightarrow 1$. The results agree with those already obtained by Sneddon (1975) for materials which obey Hook's law. From the expressions of stresses and displacements, it appears that as $k \rightarrow 1$, all components of stresses and displacements tend to infinity which means that the situation becomes unstable.

4. Numerical results and discussion

For a flat-ended circular cylindrical punch, variations of incremental stress and displacement component s_{zz} , s_{rr} and u_r with various parameters are plotted in Figs. 2–5. For a non-initially stressed body, $P = 0$ which is given by $k = 1$. If the initial stress is high, P/μ_0 tends to unity. For different values of P/μ_0 between 0.1 and 0.4, variations of stresses and displacements have been shown. Attention has been paid to investigate the influences of the initial stress.

Fig. 2 shows the variation of normal component of incremental stress s_{zz} along $z/a = 0.1$. There is a sharp rise and fall in the neighbourhood of the edge of punch. It shows that as the punch comes in contact with elastic body, it produces larger stresses and explains the discontinuity of stress near $r = a$.

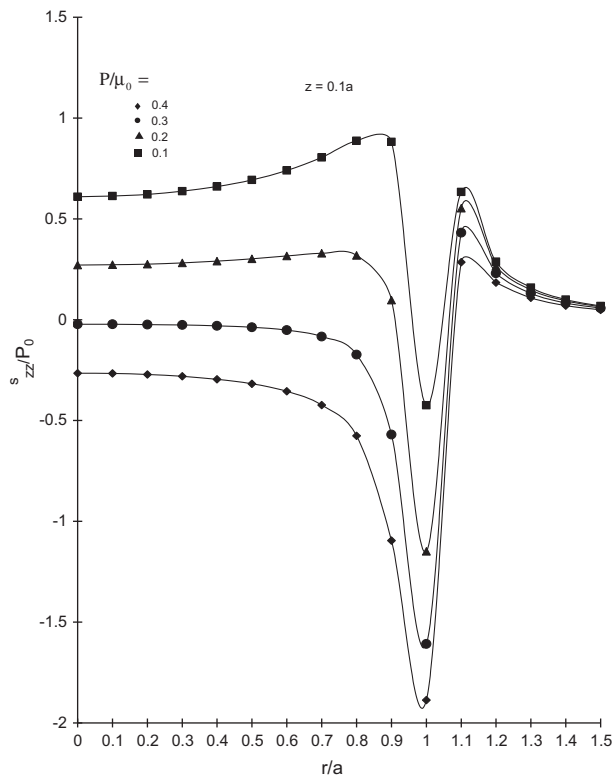


Figure 2 Variation of normal component of incremental stress s_{zz} with r .

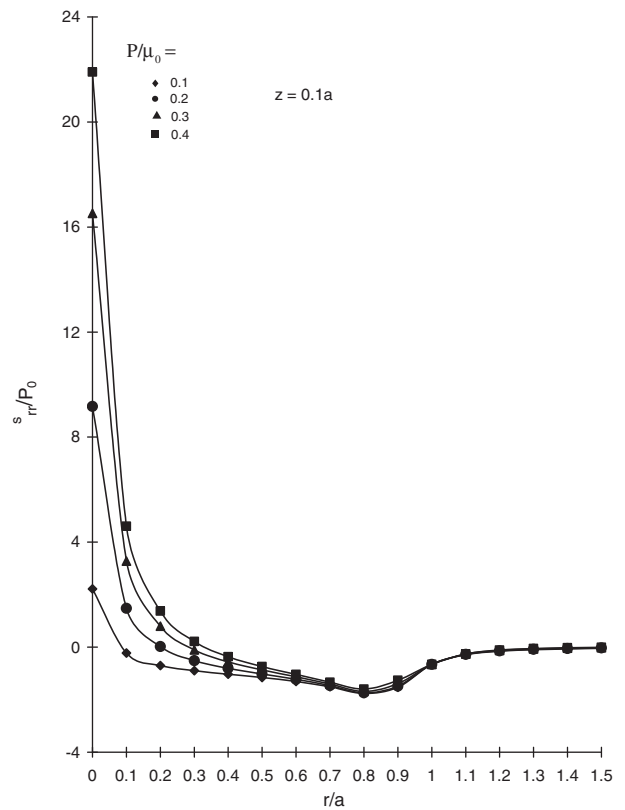


Figure 4 Variation of radial component of incremental stress s_{rr} with r .

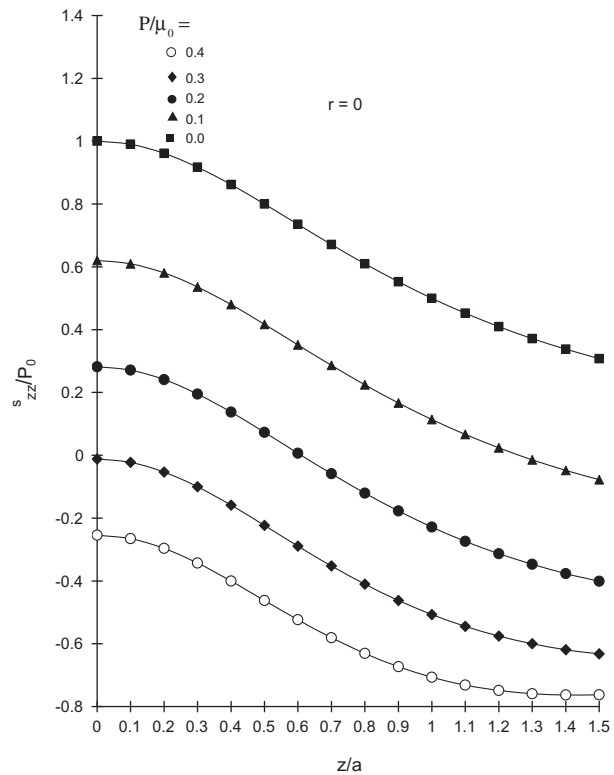


Figure 3 Variation of radial component of incremental stress s_{zz} with z .

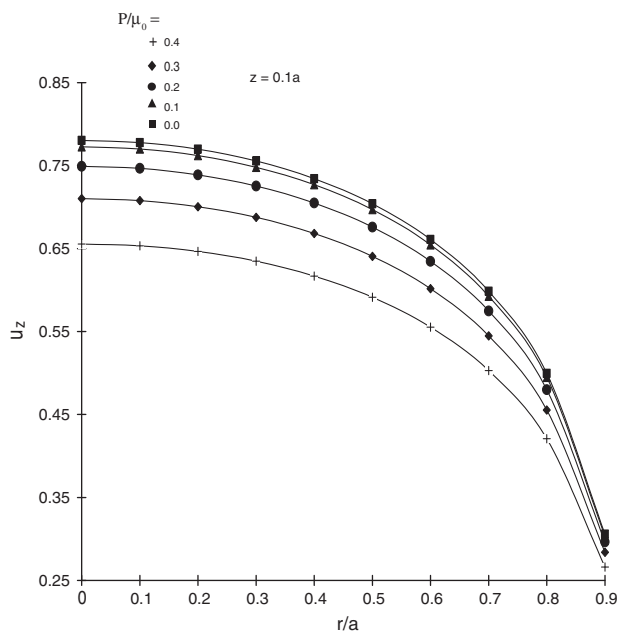


Figure 5 Variation of normal component of incremental displacement u_z with r .

Fig. 3 shows the distribution of normal component of incremental stress s_{zz} along z -axis. The normal component of the incremental stress has a peak at a point from the surface of the punch and it decreases monotonically as the value of z increases for high initial stress. For no initial stress the peak is higher.

Fig. 4 shows the variation of radial component of incremental stress s_{rr} with r . It shows that there is a little influence on the variation of incremental stress in the neighbourhood of the edge of the punch.

Fig. 5 shows the distribution of normal component of incremental displacement u_z with r along $z/a = 0.1$. As the initial stress decreases, incremental stress has a high peak. The incremental stress decreases near the edge of the punch.

References

- Anifantis, N.K., 2001. Crack surface interference. a finite element analysis. *Eng. Fracture Mech.* 68, 1403–1415.
- Babich, S.Yu., Guz, A.N., Rudnitskii, V.B., 2004. Contact problems for pre-stressed elastic bodies and rigid and elastic punches. *Int. Appl. Mech.* 40 (7), 744–765.
- Biot, M.A., 1938. Non-linear theory of elasticity and the linearized case for body under initial stresses. *Phil. Mag.* 27 (7), 486–489.
- Biot, M.A., 1940. Elastizitätstheorie Zweiter Ordnung Mit Anwendungen. *ZAMM* 20, 88–89.
- Dag, E., Erdogan, F., 2002. A surface crack in a graded medium under general loading condition. *ASME J. Appl. Mech.* 69, 580–588.
- Fan, C.W., Chyanbin, H.W., 1996. Punch problems for an-isotropic elastic half-plane. *ASME J. Appl. Mech.* 63, 69–76.
- Faraz, N., Khan, Y., Yildirim, A., 2011. Analytical approach to two-dimensional viscous flow with a shrinking sheet via variational iteration algorithm-II. *J. King Saud Univ. Sci.* 23 (1), 77–81.
- Green, A.E., Zerna, W., 1954. *Theoretical Elasticity*. Oxford Clarendon Press, pp. 114–148.
- Green, A.E., Rivlin, R.S., Shield, R.T., 1952. Small deformation superposed on finite deformation. *Proc. Roy. Soc. A* 211, 123–135.
- Hara, T., Sakamoto, H., Shibuya, T., Koizumi, T., 1989. An axisymmetric contact problem of a transversely isotropic layer indented by an annular rigid punch. *JSME Int. J. Ser. 1* 32 (1), 94–100.
- Hasebe, N., Okumura, M., Nakamura, T., 1989. Frictional punch and crack in linear elasticity. *ASCE J. Eng. Mech.* 115, 1137–1149.
- Hasebe, N., Okumura, M., Nakamura, T., 1990. Crack due to wedge shaped punch with friction. *ASCE J. Eng. Mech.* 116, 2173–2185.
- Inove, H., Shibuya, T., Koizumi, T., 1990. The contact problem between an elliptical punch and an elastic half-space with friction. *JSME Int. J. Ser. 1* 32 (2), 160–166.
- Khan, Yasir, 2009. An effective modification of the Laplace decomposition method for nonlinear equations. *Int. J. Nonlinear Sci. Num. Simul.* 10 (11–12), 1373–1376.
- Khan, Y., Faraz, N., 2011a. Application of modified Laplace decomposition method for solving boundary layer equation. *J. King Saud Univ. Sci.* 23 (1), 115–119.
- Khan, Yasir, Faraz, Naeem, 2010. A new approach to differential difference equations. *J. Adv. Res. Differ. Equ.* 2 (2), 1–12.
- Khan, Y., Faraz, N., 2011b. Modified fractional decomposition method having integral $(d\xi)^{\alpha}$. *J. King Saud Univ. Sci.* 23 (2), 157–161.
- Kuo, C.H., Keer, L.M., 1992. Contact stress analysis of a layered transversely isotropic half-space. *ASME J. Appl. Mech.* 114, 253–262.
- Kurashige, M., 1969. Circular crack problem for initially stressed Neo-Hookean solid. *ZAMM* 49, 671–678.
- Kurashige, M., 1971. Two-dimensional crack problem for initially stressed Neo-Hookean solid. *ZAMM* 51, 145–147.
- Mushkhelishvili, N.I., 1953. *Some Basic Problems of the Mathematical Theory of Elasticity*. P. Noordhoff Groningen Ltd., Holland, pp. 427–450.
- Nadler, B., Tang, T., 2008. Decohesion of a rigid punch from non-linear membrane undergoing finite axisymmetric deformation. *Int. J. Non-linear Mech.* 43, 716–721.
- Neuber, H., 1943. *Die Grundgleichungen Der Elastischen Stabilität in Allgemeinen Koordinaten and Ihre Integration*. *ZAMM* 23, 321–330.
- Singh, B., Goel, R., 1985. Transverse vibration of an elliptic plate with variable thickness. In: *Proceedings, Workshop on Solid Mechanics*, March 13–16, University of Roorkee, India. pp. 19–27.
- Singh, B., Tyagi, D.K., 1985. Transverse vibration of an elliptic plate with variable thickness. *J. Sound Vib.* 99 (3), 379–391.
- Sneddon, I.N., 1975. *Applications of Integral Transform in the Theory of Elasticity*. Springer-Verlag Inc., New York.
- Sokamoto, M., Hara, T., Shibuya, T., Koizumi, T., 1990. Indentation of a penny-shaped crack by a disc shaped rigid inclusion in an elastic layer. *JSME Int. J. Ser. 1* 33 (4), 425–430.
- Treffitz, E., 1933. *Zur Theorie Der Stabilität Des Elastischen Gleichgewichts*. *ZAMM* 13, 160–165.
- Yang, F., 2005. Adhesive contact between an elliptical rigid flat-ended punch, an elastic half space. *J. Phys. D: Appl. Phys.* 38 (8), 1211–1214.
- Yildirim, A., 2010. Analytical approach to Fokker-Planck equation with space- and time-fractional derivatives by means of the homotopy perturbation method. *J. King Saud Univ. Sci.* 22 (4), 257–264.
- Yildirim, A., 2010b. Analytical approach to fractional partial differential equations in fluid mechanics by means of the homotopy perturbation method. *Int. J. Numer. Meth. Heat Fluid Flow* 20 (2), 186–200.